(限閱文件)
(Restricted)

學校表現評量報告(小學)
School KPM Report (Primary School)

國民學校

Kwok Man School

SCRN:512559

2024-25

1 本活頁簿旨在協助學校製作「學校表現評量報告」。

2 本活頁簿只適用於本學年製作的「學校表現評量報告」。 其後學年或會提供更新版本。

3 為避免學校對工作表內的公式作意外的改動，工作表已加上密碼作保護。

4 參考數據只代表在截數日或以前提交數據的學校的情況。

5 如有查詢，請致電 2892 6577 與本局指標組聯絡。

1 This workbook aims at helping schools to produce "School KPM Report".

2 This workbook is applicable for producing "School KPM Report" in this school year only. For subsequent school years, there might be updated version.

3 To avoid any unintended changes to the formula, the worksheets have been password-protected.

4 Reference data only represents the situation of those schools submitted their data on or before the cut-off date.

5 For enquiry, please contact the Indicators Section of the EDB at 2892 6577.

KPM01	持份者對學校管理的觀感	Stakeholders' perception of School Management
KPM02	資源運用	Resources deployment
KPM03	持份者對專業領導的觀感	Stakeholders' perception of Professional Leadership
KPM04	持份者對教師專業發展的觀感	Stakeholders' perception of Teachers' Professional Development
KPM05.1	教師專業培訓 [特殊教育需要的專業培訓]	Teachers' professional training (Professional training on special educational needs)
KPM05.2	教師專業培訓 [以國民教育為主題的教師專業發展活動]	Teachers' professional training (Teachers' professional development activities themed on national education)
KPM05.3	教師專業培訓 [以STEAM教育為主題的教師專業發展活動]	Teachers' professional training (Teachers'professional development activities themed on STEAM education)
KPM06	實際上課日數	Number of active school days
KPM07	學習領域的課時百分比	Percentage of lesson time for Key Learning Areas
KPM08.1	國民教育相關的學習經歷 [在教育局「國民教育—活動規劃年曆」所列舉及學校其他重要日子，學校安排學生參與升國旗儀式及奏唱國歌的次數（不包括重要日子以外每周恆常的升國旗儀式]	Learning experiences relevant to national education (The number of times arranging students to participate in the national flag raising ceremony with the playing and singing of the national anthem on the key dates specified in the "National Education – Event Planning Calendar" of the Education Bureau and other school key dates (excluding the regular weekly national flag raising ceremony that is not relevant to the key dates))
KPM08.2	國民教育相關的學習經歷 [負責升國旗儀式或參與相關訓練的學生百分比]	Learning experiences relevant to national education (The percentage of students responsible for the national flag raising ceremony or those participating in relevant training)
KPM08.3.1	國民教育相關的學習經歷 [與姊妹學校相關]	Learning experiences relevant to national education (Relevant to sister schools)
KPM08.3.2	國民教育相關的學習經歷 [教育局學生內地交流計劃]	Learning experiences relevant to national education(The Mainland Exchange Programmes of the Education Bureau)
KPM08.3.3	國民教育相關的學習經歷 [其他學生內地交流/ 學習活動]	Learning experiences relevant to national education (Other students Mainland exchange/ learning activities)
KPM10	持份者對課程和評估的觀感	Stakeholders' perception of Curriculum and Assessment
KPM11	持份者對教學的觀感	Stakeholders' perception of Teaching
KPM12	持份者對學生學習的觀感	Stakeholders' perception of Student Learning
KPM13	持份者對學生成長支援的觀感	Stakeholders' perception of Support for Student Development
KPM14	持份者對學校氣氛的觀感	Stakeholders' perception of School Climate
KPM16	持份者對家校合作的觀感	Stakeholders' perception of Home-school Cooperation
KPM17	情意發展	Affective Development
KPM21	參與全港性校際比賽的學生百分比	Percentage of students participating in territory-wide inter-school competitions
KPM22	參與制服團體或社會服務活動的學生百分比	Percentage of students participating in uniformed groups/community services
KPM23	學生出席率	Students' attendance rate
KPM24	處於可接受體重範圍的學生百分比	Percentage of students within the acceptable weight range
KPM25	體適能表現	Physical fitness performance

KPM 1 - 持份者對學校管理的觀感
Stakeholders' perception of School Management

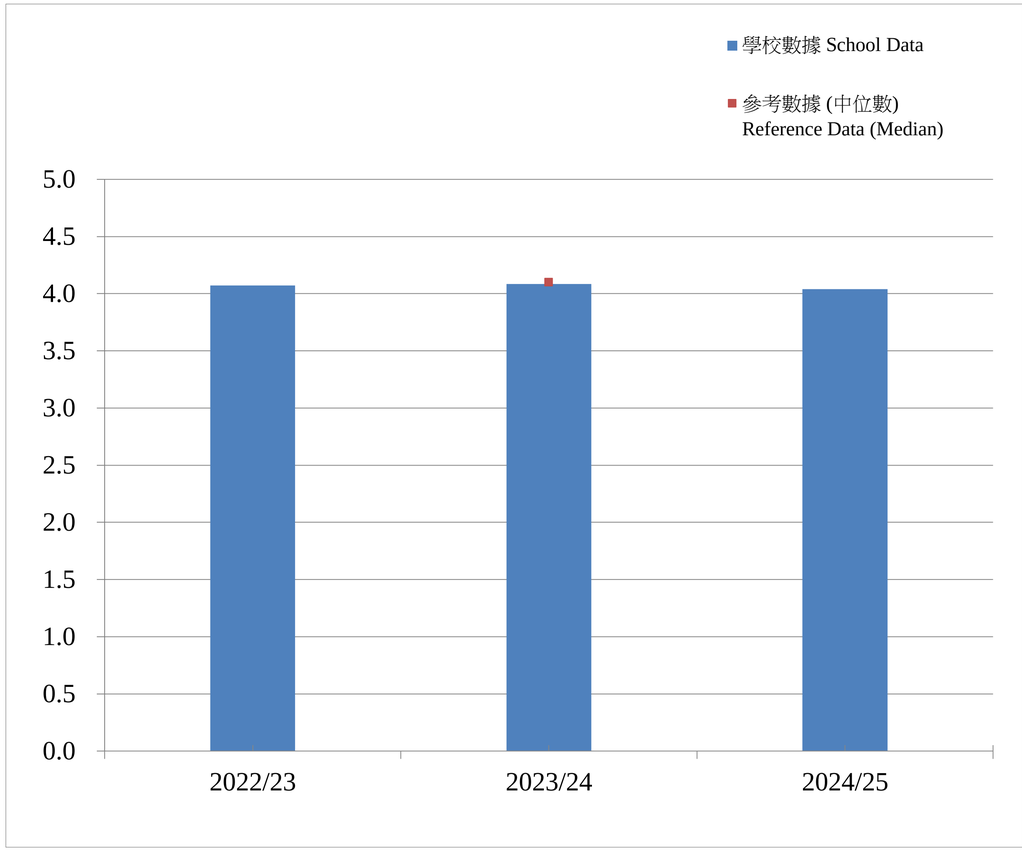

		學校數據 School Data		
		學年 School Year	平均數 Mean	標準差 S.D.
1.1	教師對學校管理的觀感 Teachers' perception of School Management	2022/23	4.1	0.8
		2023/24	4.1	0.9
		2024/25	4.0	1.0

		參考數據 Reference Data			
		學年 School Year	25百分位數 25th P'tile	中位數 Median	75百分位數 75th P'tile
1.1	教師對學校管理的觀感 Teachers' perception of School Management	2022/23	3.9	4.1	4.3
		2023/24	4.0	4.1	4.3
		2024/25	-	-	-

KPM 2 - 資源運用
Resources deployment
學校推行／參與涉及校外資源的計劃數目
The number of projects involving external resources that the school is promoting/participating

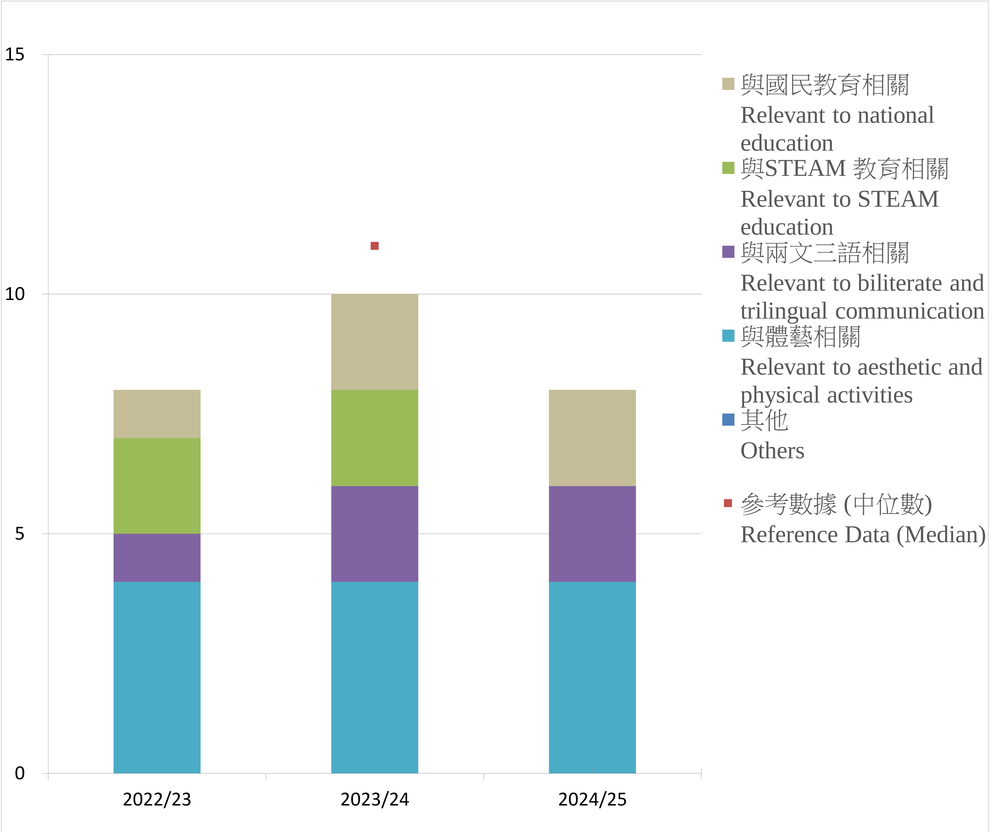

學校數據 School Data					參考數據 Reference Data		
學校推行／參與涉及校外資源的計劃數目 The number of projects involving external resources that the school is promoting/participating			學年 School Year	項目數目 No. of projects	25百分位數 25th P'tile	中位數 Median	75百分位數 75th P'tile
2	(i)	與國民教育相關 Relevant to national education	2022/23	1			
			2023/24	2			
			2024/25	2			
	(ii)	與STEAM 教育相關 Relevant to STEAM education	2022/23	2			
			2023/24	2			
			2024/25	-			
	(iii)	與兩文三語相關 Relevant to biliterate and trilingual communication	2022/23	1			
			2023/24	2			
			2024/25	2			
	(iv)	與體藝相關 Relevant to aesthetic and physical activities	2022/23	4			
			2023/24	4			
			2024/25	4			
	(v)	其他 Others	2022/23	-			
			2023/24	-			
			2024/25	-			
	總計 Total		2022/23	-			
			2023/24	10	6.0	11.0	21.0
			2024/25	8			

註：
(1) “涉及校外資源的計劃”是指學校為促進自身發展，提升學校和教師的專業能力而推行／參與的計劃。
(2)“涉及校外資源的計劃”包括但不限於由優質教育基金（包括各項撥款計劃、優質教育基金主題網絡計劃）、教育慈善基金等撥款的計劃，以及大專院校及其他政府或非政府組織的教育支援計劃，當中校外資源包括款項和人力資源（例如專家到校支援）。
(3) 若該計劃與多於一個主題相關，則歸類於最貼近的一個主題。

Note:
(1) “Projects involving external resources” refers to the projects that the school promotes/joins for fostering school’s development and enhancing the professional capacity of the school and teachers.
(2)“Projects involving external resources” include, but not limited to, projects receiving funding from the Quality Education Fund (including various Funding Programmes, Quality Education Fund Thematic Network), educational charitable funds, etc., and professional support services from tertiary institutions, governmental and non-governmental organisations), where external resources include funding and human resources (e.g. on-site expert support).
(3) In case the project is relevant to more than one theme, it should be regarded as one for the most relevant theme only.

KPM 3 - 持份者對專業領導的觀感
Stakeholders' perception of Professional Leadership

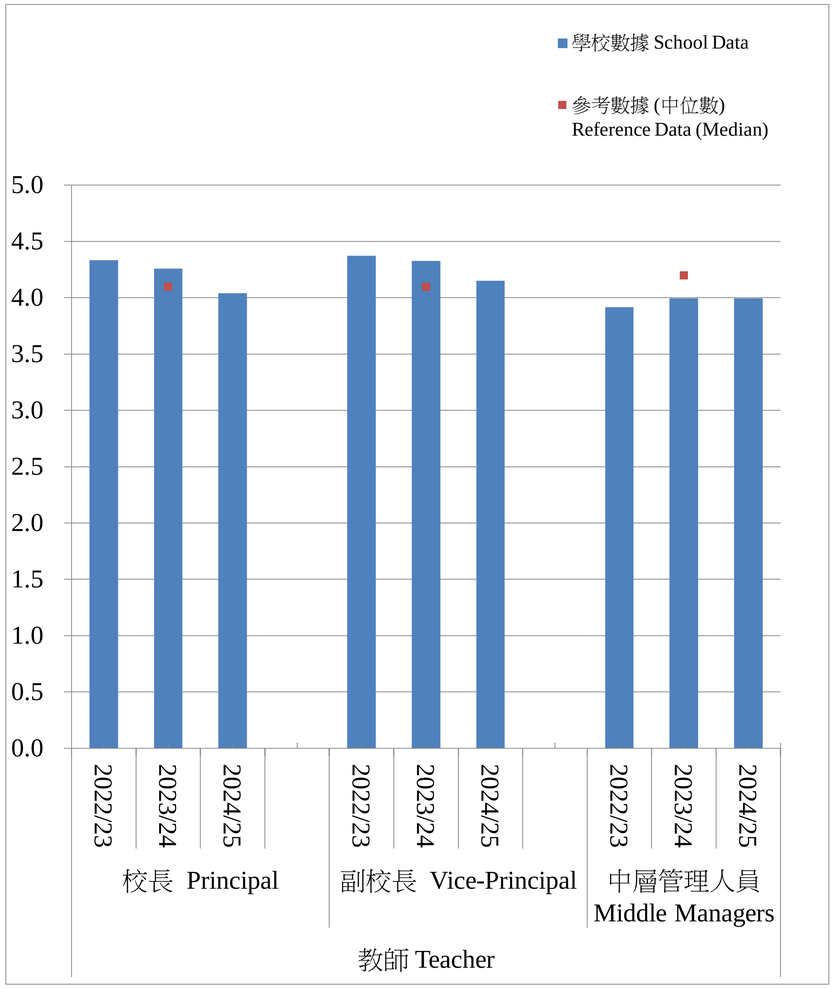

		學校數據 School Data		
		學年 School Year	平均數 Mean	標準差 S.D.
3.1	教師對校長在「領導與監察」及「協作與支援」方面的觀感 Teachers' perception of the Principal in the aspects of Leadership & Monitoring and Collaboration & Support	2022/23 2023/24 2024/25	4.3 4.3 4.0	0.8 0.8 1.1
3.2	教師對副校長在「領導與監察」及「協作與支援」方面的觀感 Teachers' perception of the Vice-Principal in the aspects of Leadership & Monitoring and Collaboration & Support	2022/23 2023/24 2024/25	4.4 4.3 4.2	0.8 0.8 1.0
3.3	教師對中層管理人員在「領導與監察」及「協作與支援」方面的觀感 Teachers' perception of the Middle Managers in the aspects of Leadership & Monitoring and Collaboration & Support	2022/23 2023/24 2024/25	3.9 4.0 4.0	0.9 0.9 1.0

		參考數據 Reference Data			
		學年 School Year	25百分位數 25th P'tile	中位數 Median	75百分位數 75th P'tile
3.1	教師對校長在「領導與監察」及「協作與支援」方面的觀感 Teachers' perception of the Principal in the aspects of Leadership & Monitoring and Collaboration & Support	2022/23 2023/24 2024/25	3.9 3.9 -	4.1 4.1 -	4.3 4.3 -
3.2	教師對副校長在「領導與監察」及「協作與支援」方面的觀感 Teachers' perception of the Vice-Principal in the aspects of Leadership & Monitoring and Collaboration & Support	2022/23 2023/24 2024/25	4.0 4.0 -	4.1 4.1 -	4.3 4.3 -
3.3	教師對中層管理人員在「領導與監察」及「協作與支援」方面的觀感 Teachers' perception of the Middle Managers in the aspects of Leadership & Monitoring and Collaboration & Support	2022/23 2023/24 2024/25	4.0 4.1 -	4.2 4.2 -	4.3 4.3 -

KPM 4 - 持份者對教師專業發展的觀感
Stakeholders' perception of Teachers' Professional Development

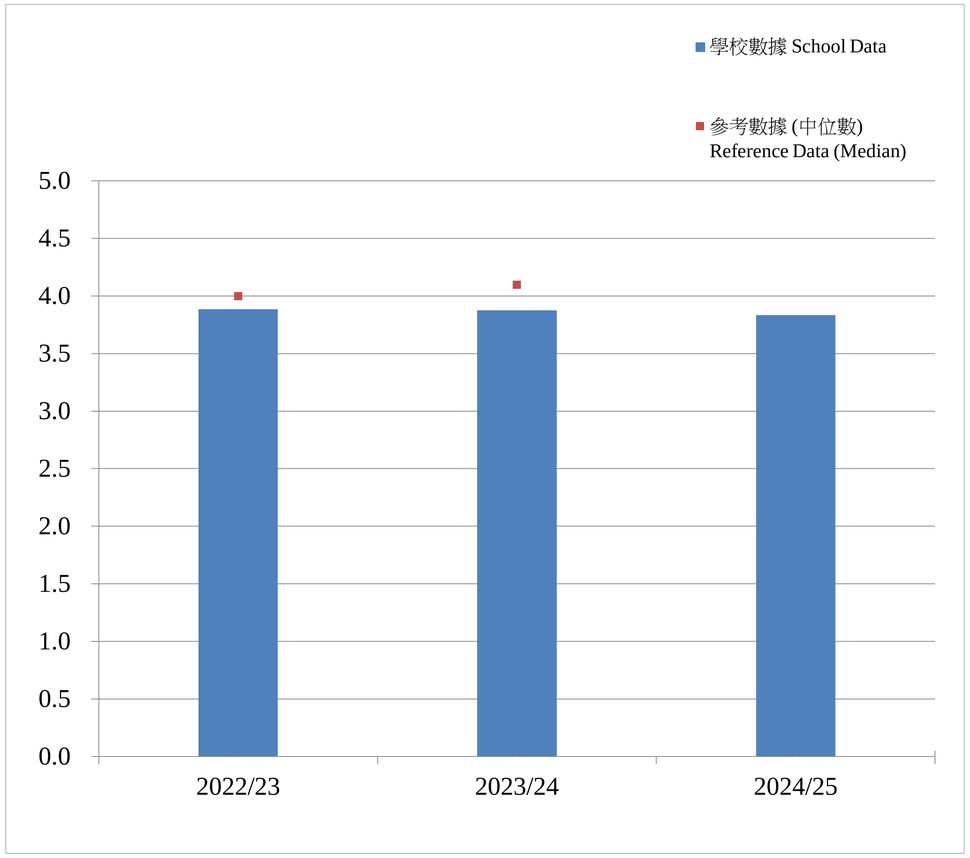

		學校數據 School Data		
		學年 School Year	平均數 Mean	標準差 S.D.
4.1	教師對專業發展的觀感 Teachers' perception of Professional Development	2022/23	3.9	0.9
		2023/24	3.9	1.1
		2024/25	3.8	1.1

		參考數據 Reference Data			
		學年 School Year	25百分位數 25th P'tile	中位數 Median	75百分位數 75th P'tile
4.1	教師對專業發展的觀感 Teachers' perception of Professional Development	2022/23	3.9	4.0	4.2
		2023/24	3.9	4.1	4.2
		2024/25	-	-	-

KPM 5.1 - 教師專業培訓
Teachers' Professional Training

特殊教育需要的專業培訓
Professional training on special educational needs

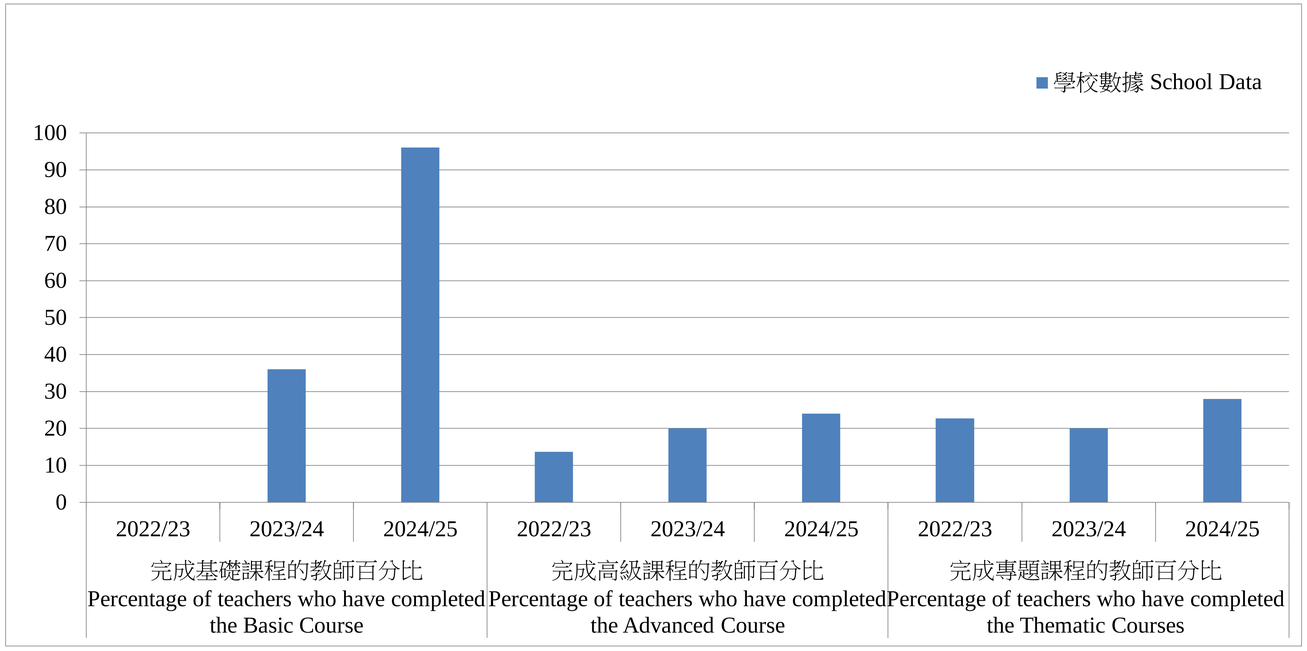

	學校數據 School Data			參考數據 Reference Data *
		學年 School Year	百分比 Percentage	百分比 Percentage
5.1	完成基礎課程的教師百分比 Percentage of teachers who have completed the Basic Course	2022/23	22.7	80.0%
		2023/24	36.0	
		2024/25	96.0	
	完成高級課程的教師百分比 Percentage of teachers who have completed the Advanced Course	2022/23	13.6	-
		2023/24	20.0	
		2024/25	24.0	
	完成專題課程的教師百分比 Percentage of teachers who have completed the Thematic Courses	2022/23	22.7	-
		2023/24	20.0	
		2024/25	28.0	

* 詳情請參閱有關照顧有特殊教育需要學生的教師持續專業發展之教育局通告第10/2021號。
For details, please refer to the Education Bureau Circular No. 10/2021 on continuing professional development of teachers on catering for students with special educational needs.

KPM 5.2&5.3 - 教師專業培訓
Teachers' Professional Training

參與校外或到校專業發展活動的教師百分比
he percentage of teachers participating in external or on-site professional development activities

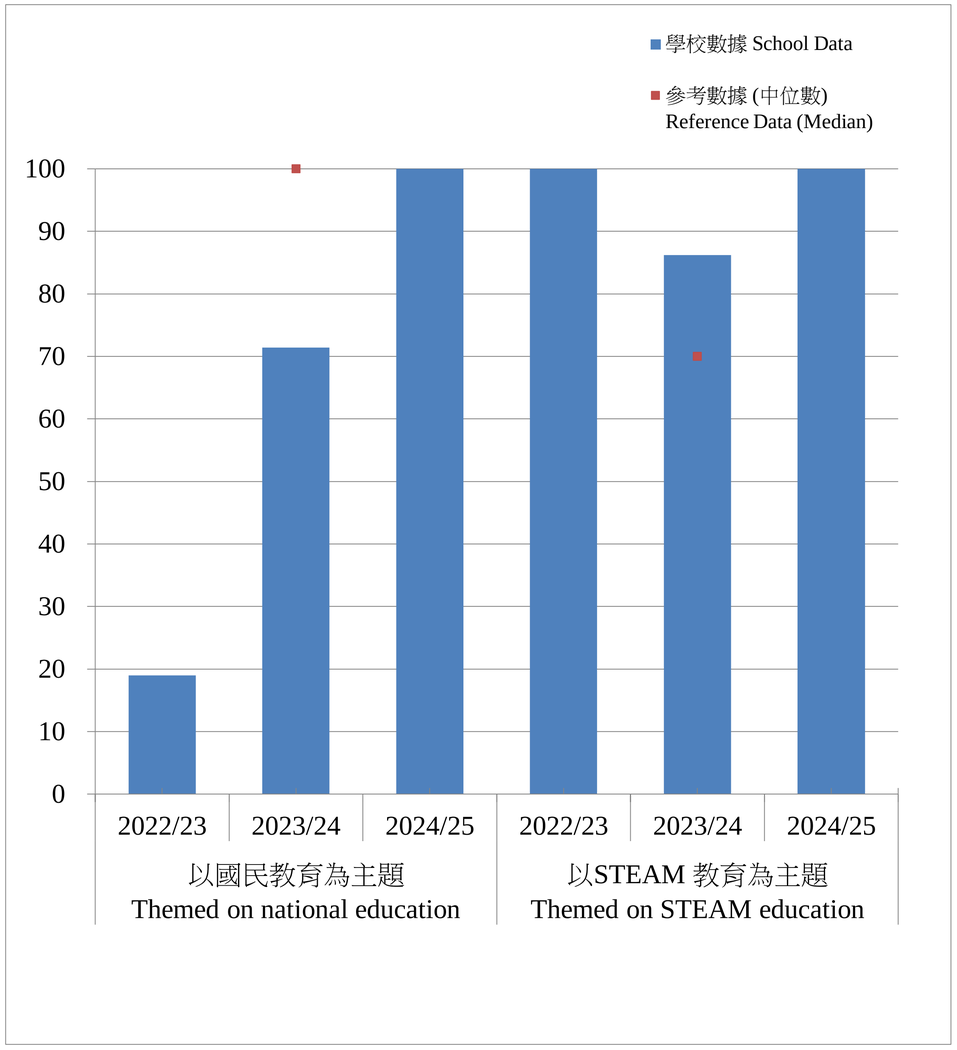

		學校數據 School Data	
		學年 School Year	百分比 Percentage
5.2	以國民教育為主題 Themed on national education	2022/23 2023/24 2024/25	19.0 71.4 100.0
5.3	以STEAM 教育為主題 Themed on STEAM education	2022/23 2023/24 2024/25	100.0 86.2 100.0

		參考數據 Reference Data			
		學年 School Year	25百分位數 25th P'tile	中位數 Median	75百分位數 75th P'tile
5.2	以國民教育為主題 Themed on national education	2022/23 2023/24 2024/25	45.5 60.7 -	100.0 100.0 -	100.0 100.0 -
5.3	以STEAM 教育為主題 Themed on STEAM education	2022/23 2023/24 2024/25	23.5 29.5 -	53.2 70.0 -	100.0 100.0 -

KPM 6 - 實際上課日數
Number of active school days

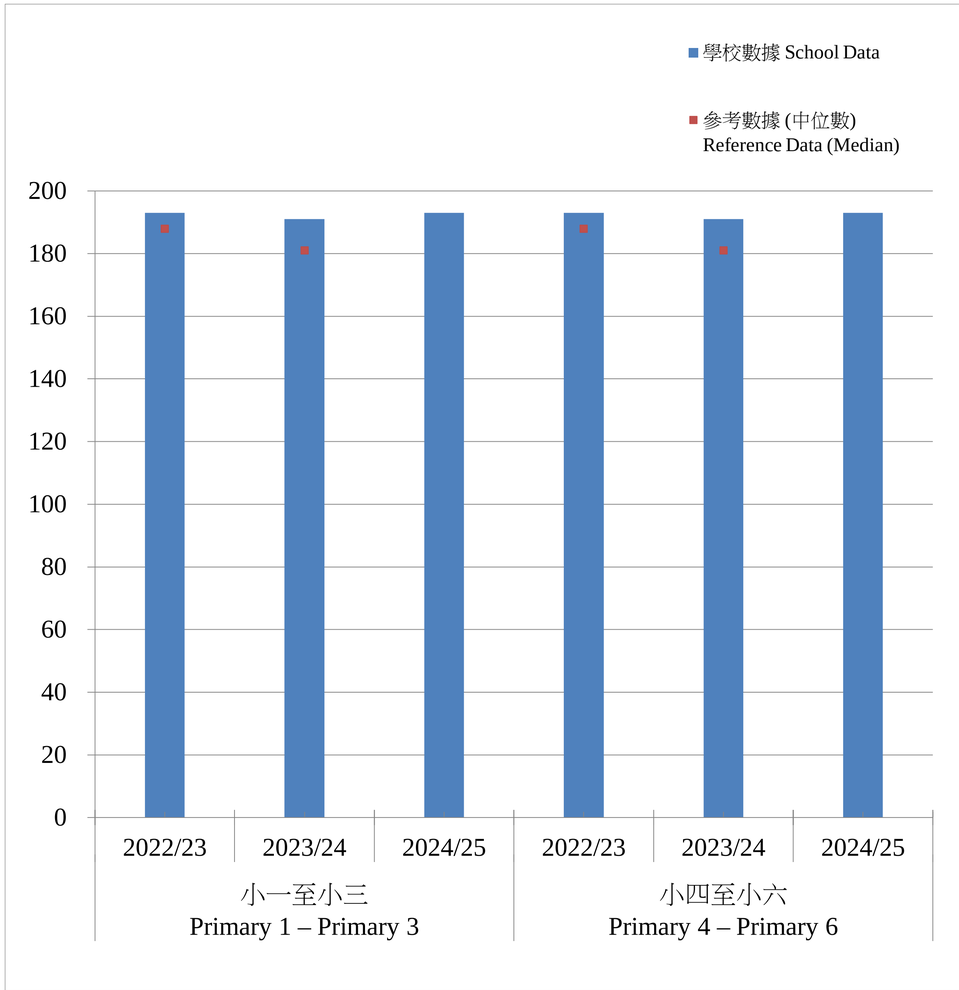

		學校數據 School Data	
		學年 School Year	日數 Day(s)
6.1	小一至小三 Primary 1 – Primary 3	2022/23 2023/24 2024/25	193.0 191.0 193.0
6.2	小四至小六 Primary 4 – Primary 6	2022/23 2023/24 2024/25	193.0 191.0 193.0

		參考數據 Reference Data			
		學年 School Year	25百分位數 25th P'tile	中位數 Median	75百分位數 75th P'tile
6.1	小一至小三 Primary 1 – Primary 3	2022/23 2023/24 2024/25	178.0 177.0 -	188.0 181.0 -	190.0 190.0 -
6.2	小四至小六 Primary 4 – Primary 6	2022/23 2023/24 2024/25	178.0 177.5 -	188.0 181.0 -	190.0 190.0 -

KPM 7 - 學習領域的課時百分比
Percentage of lesson time for KLAs

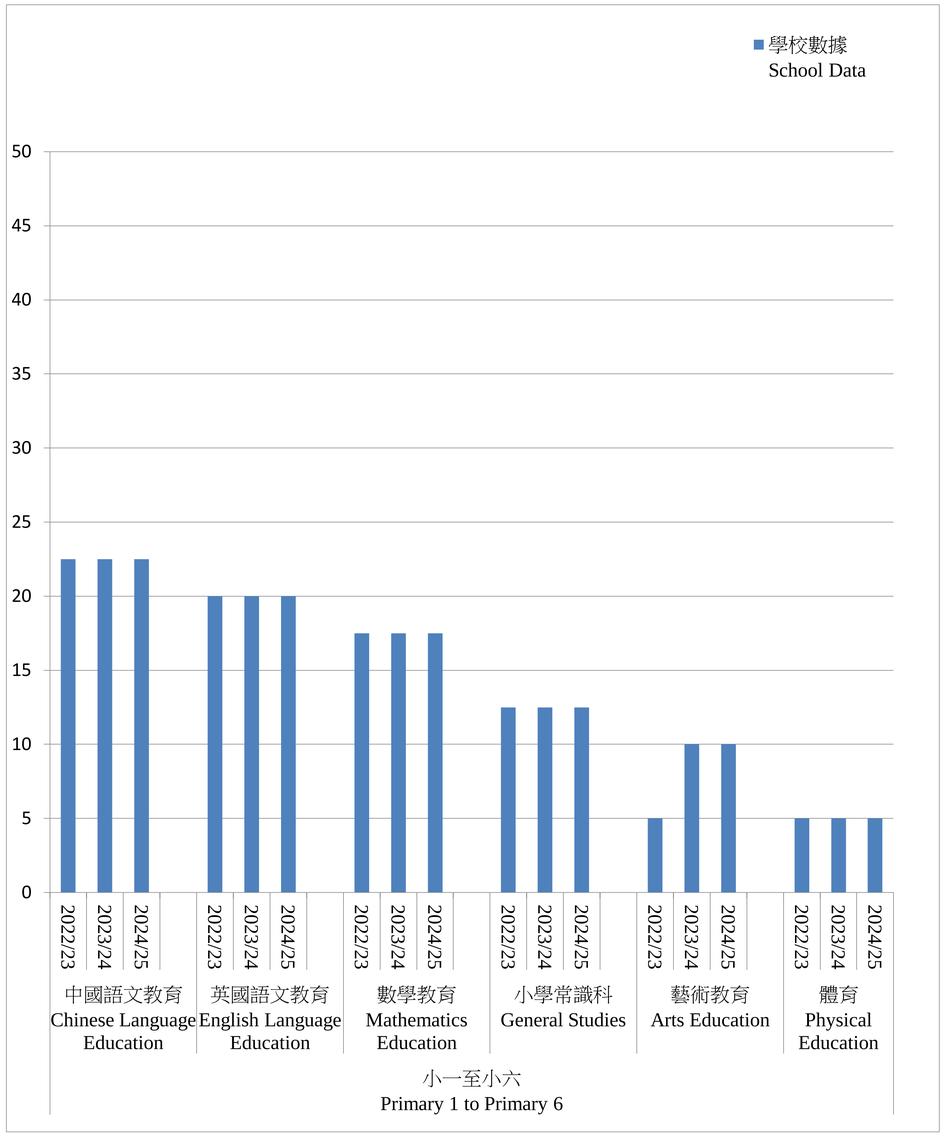

學校數據				
			學年 School Year	百分比 Percentage
7.1	小一至小六 Primary 1 to Primary 6	中國語文教育 Chinese Language Education	2022/23	22.5
			2023/24	22.5
			2024/25	22.5
7.2		英國語文教育 English Language Education	2022/23	20.0
			2023/24	20.0
			2024/25	20.0
7.3		數學教育 Mathematics Education	2022/23	17.5
			2023/24	17.5
			2024/25	17.5
7.4		小學常識科 General Studies	2022/23	12.5
			2023/24	12.5
			2024/25	12.5
7.5		藝術教育 Arts Education	2022/23	5.0
			2023/24	10.0
			2024/25	10.0
7.6		體育 Physical Education	2022/23	5.0
			2023/24	5.0
			2024/25	5.0

學習領域 / 科目 Key Learning Area / Subject		佔總課時的百分比 (%)[1] Percentage of Lesson Time Allocation (%) [1]
中國語文教育 Chinese Language Education		不少於23% Not less than 23%
英國語文教育 English Language Education		不少於16% Not less than 16%
數學教育 Mathematics Education		不少於11% Not less than 11%
科學教育 Science Education	小學常識科 General Studies for Primary Schools	不少於11% Not less than 11%
個人、社會及人文教育 Personal, Social and Humanities Education		
科技教育 Technology Education		
藝術教育 Arts Education		不少於9% Not less than 9%
體育 Physical Education		不少於5% Not less than 5%
可供彈性處理的課時 Flexible lesson time		不多於25% Not more than 25%
六年總課時 Total lesson time over 6 years		4752小時 (792小時 × 6) (100%) 4752 hours (792 hours × 6) (100%)

[1] 來源：《 小學教育課程指引 》(2024)
[1] Source: Primary Education Curriculum Guide (2024)

Back to Index

KPM 8.1 - 國民教育相關的學習經歷
Learning experiences relevant to national education

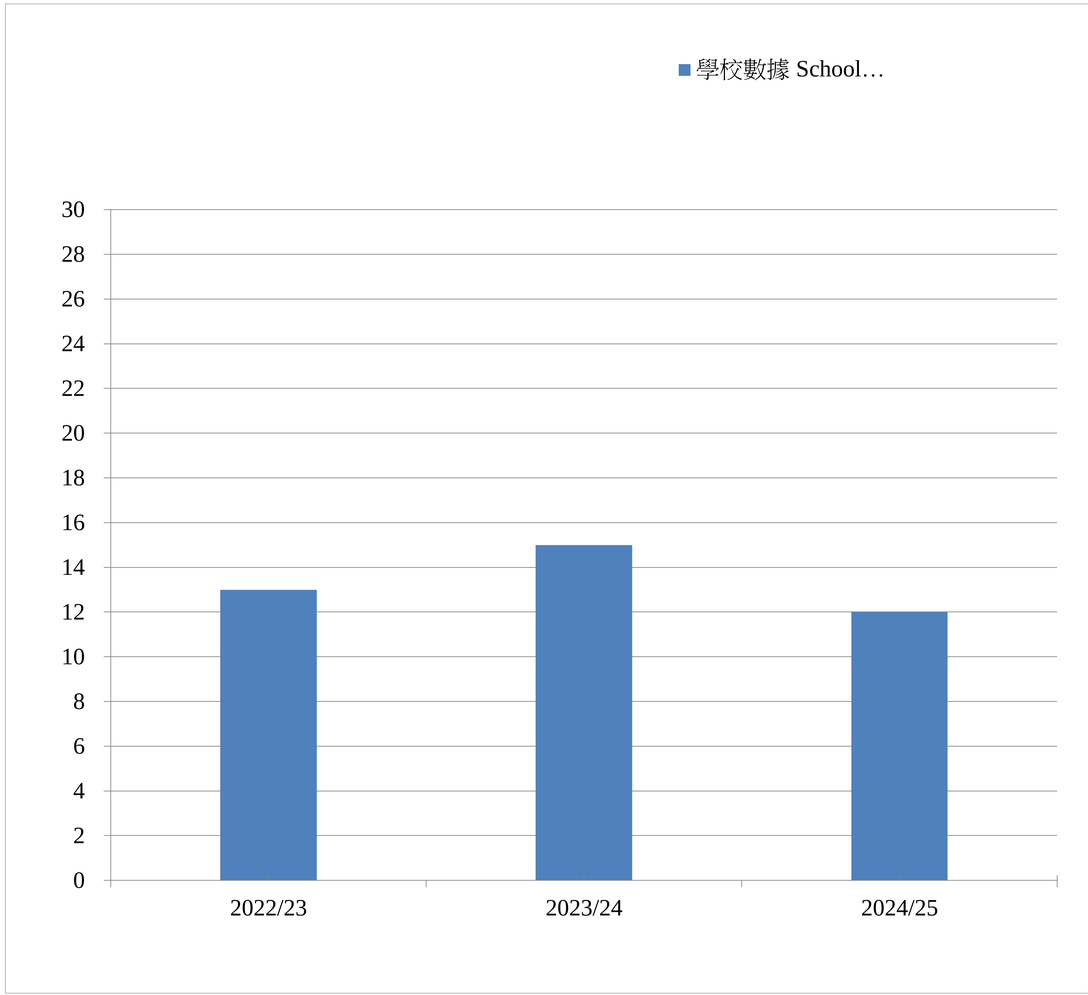

		學校數據 School Data	
		學年 School Year	次數 Number of times
8.1	在教育局「國民教育—活動規劃年曆」所列舉及學校其他重要日子，學校安排學生參與升國旗儀式及奏唱國歌的次數（不包括重要日子以外每周恆常的升國旗儀式） The number of times arranging students to participate in the national flag raising ceremony with the playing and singing of the national anthem on the key dates specified in the "National Education – Event Planning Calendar" of the Education Bureau and other school key dates (excluding the regular weekly national flag raising ceremony that is not relevant to the key dates)	2022/23	13
		2023/24	15
		2024/25	12

		參考數據 Reference Data *	
		學年 School Year	數目 Number
8.1	在教育局「國民教育—活動規劃年曆」所列舉及學校其他重要日子，學校安排學生參與升國旗儀式及奏唱國歌的次數（不包括重要日子以外每周恆常的升國旗儀式） The number of times arranging students to participate in the national flag raising ceremony with the playing and singing of the national anthem on the key dates specified in the "National Education – Event Planning Calendar" of the Education Bureau and other school key dates (excluding the regular weekly national flag raising ceremony that is not relevant to the key dates)	2022/23	
		2023/24	21
		2024/25	

* 詳情請參閱相關之教育局通函。
For details, please refer to the relevant Education Bureau Circular Memorandum.

註： 由於整個項目於2022/23學年首年推出，該學年不會提供參考數據。
Note: Since the whole item was newly added in the 2022/23 school year, reference data would not be provided for that school year.

KPM 8.2 - 國民教育相關的學習經歷
Learning experiences relevant to national education

負責升國旗儀式或參與相關訓練的學生百分比
Percentage of students responsible for the national flag raising ceremony or those participating in relevant training

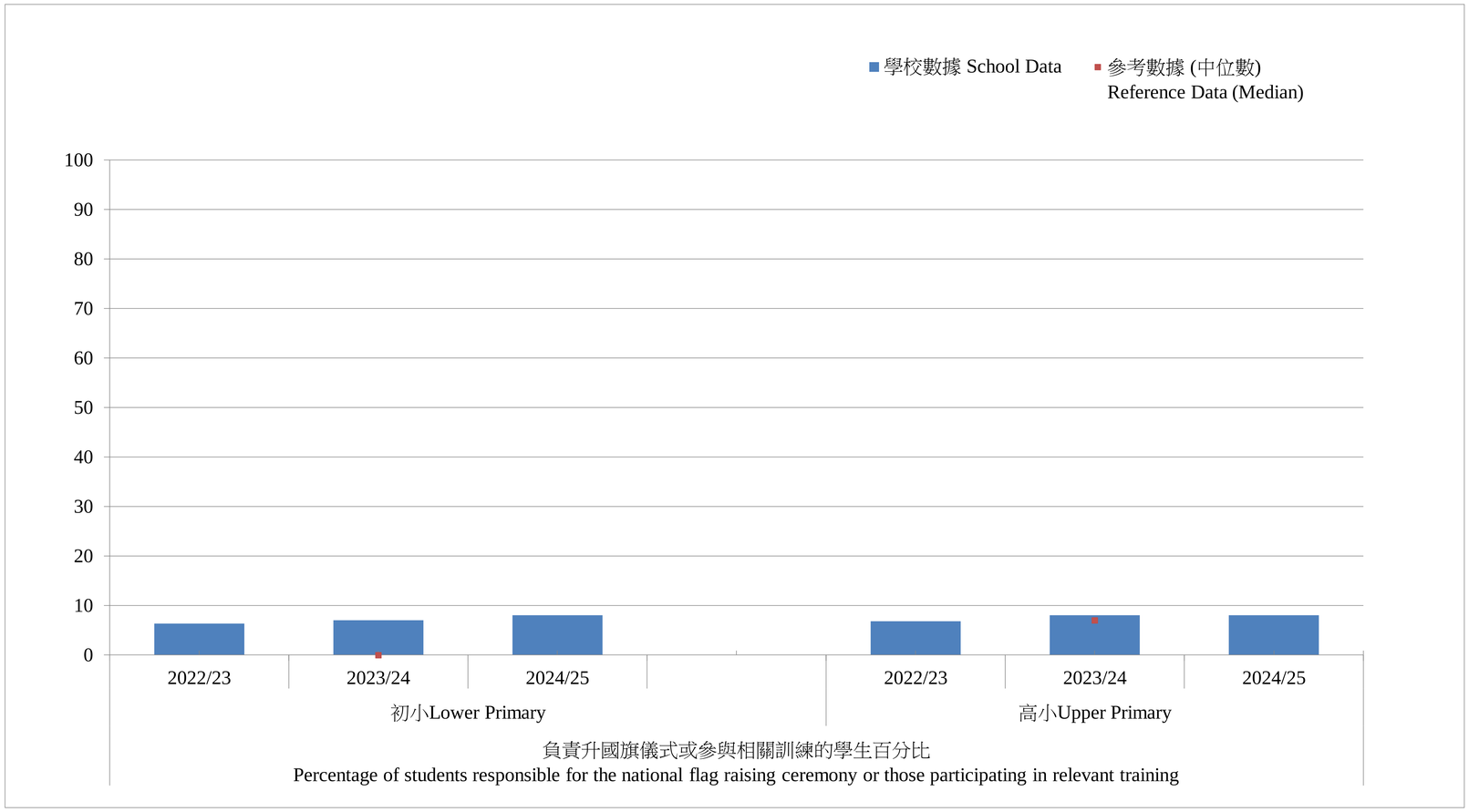

學校數據 School Data					參考數據 Reference Data		
			學年 School Year	百分比 Percentage	25百分位數 25th P'tile	中位數 Median	75百分位數 75th P'tile
8.2	負責升國旗儀式或參與相關訓練的學生百分比 Percentage of students responsible for the national flag raising ceremony or those participating in relevant training	初小 Lower Primary	2022/23	6.4			
			2023/24	7.0	0.0	0.0	2.2
			2024/25	8.0	-	-	-
		高小 Upper Primary	2022/23	6.8			
			2023/24	8.0	4.3	7.0	12.0
			2024/25	8.0	-	-	-

註： 由於此項目於2022/23學年首年推出，該學年不會提供參考數據。
Note: Since this item was newly added in the 2022/23 school year, reference data would not be provided for that school year.

KPM 8.3.1 - 國民教育相關的學習經歷
Learning experiences relevant to national education
在本學年內，參與學校安排的內地交流／學習活動的各級學生百分比 - 與姊妹學校相關
The percentage of students by grade level participating in school-arranged Mainland exchange/ learning activities
within the current school year - Relevant to sister schools

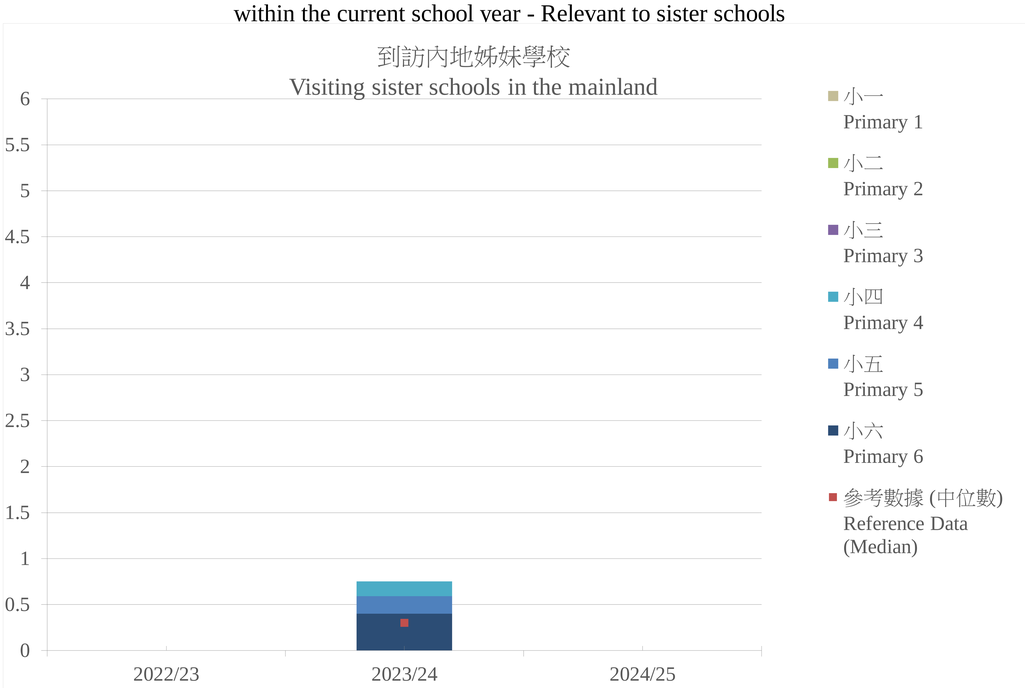

學校數據 School Data			
到訪內地姊妹學校 Visiting sister schools in the mainland		學年 School Year	學生百分比 Percentage of students
8.3.1	小一 Primary 1	2022/23	-
		2023/24	-
		2024/25	-
	小二 Primary 2	2022/23	-
		2023/24	-
		2024/25	-
	小三 Primary 3	2022/23	-
		2023/24	-
		2024/25	-
	小四 Primary 4	2022/23	-
		2023/24	16.0
		2024/25	-
	小五 Primary 5	2022/23	-
		2023/24	19.0
		2024/25	-
	小六 Primary 6	2022/23	-
		2023/24	40.0
		2024/25	-

學校數據 School Data				參考數據 Reference Data		
到訪內地姊妹學校 Visiting sister schools in the mainland		學年 School Year	學生數目(以級別為單位) No. of students (Grade level as unit)	25百分位數 25th P'tile	中位數 Median	75百分位數 75th P'tile
8.3.1	總計 Total	2022/23	-			
		2023/24	0.75	0.11	0.30	0.70
		2024/25	0.00			

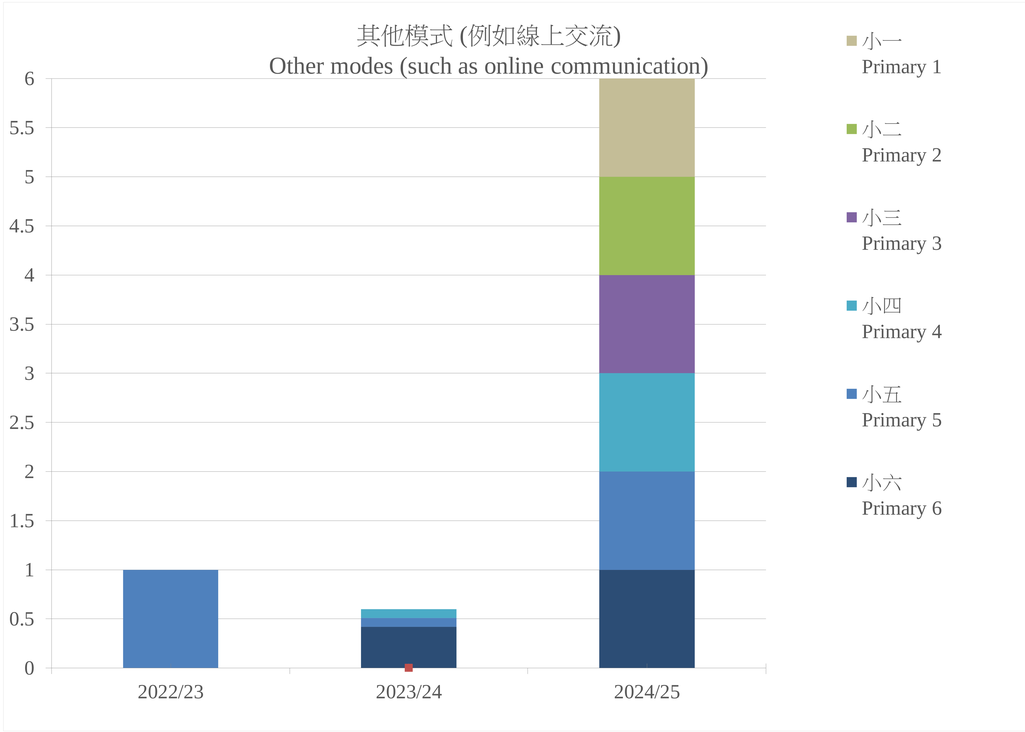

學校數據 School Data			
其他模式 (例如線上交流) Other modes (such as online communication)		學年 School Year	學生百分比 Percentage of students
8.3.1	小一 Primary 1	2022/23	-
		2023/24	-
		2024/25	100.0
	小二 Primary 2	2022/23	-
		2023/24	-
		2024/25	100.0
	小三 Primary 3	2022/23	-
		2023/24	-
		2024/25	100.0
	小四 Primary 4	2022/23	-
		2023/24	9.0
		2024/25	100.0
	小五 Primary 5	2022/23	100.0
		2023/24	9.0
		2024/25	100.0
	小六 Primary 6	2022/23	-
		2023/24	42.0
		2024/25	100.0

學校數據 School Data				參考數據 Reference Data		
其他模式 (例如線上交流) Other modes (such as online communication)		學年 School Year	學生數目(以級別為單位) No. of students (Grade level as unit)	25百分位數 25th P'tile	中位數 Median	75百分位數 75th P'tile
8.3.1	總計 Total	2022/23	-			
		2023/24	0.60	0.00	0.00	1.00
		2024/25	6.00			

註: 由於此項目於2022/23學年首年推出，該學年不會提供參考數據。
Note: Since this item was newly added in the 2022/23 school year, reference data would not be provided for that school year.

Back to Index

KPM 8.3.2 - 國民教育相關的學習經歷
Learning experiences relevant to national education

在本學年內，參與學校安排的內地交流／學習活動的各級學生百分比 - 教育局學生內地交流計劃
The percentage of students by grade level participating in school-arranged Mainland exchange/ learning activities within the current school year - The Mainland Exchange Programmes of the Education Bureau

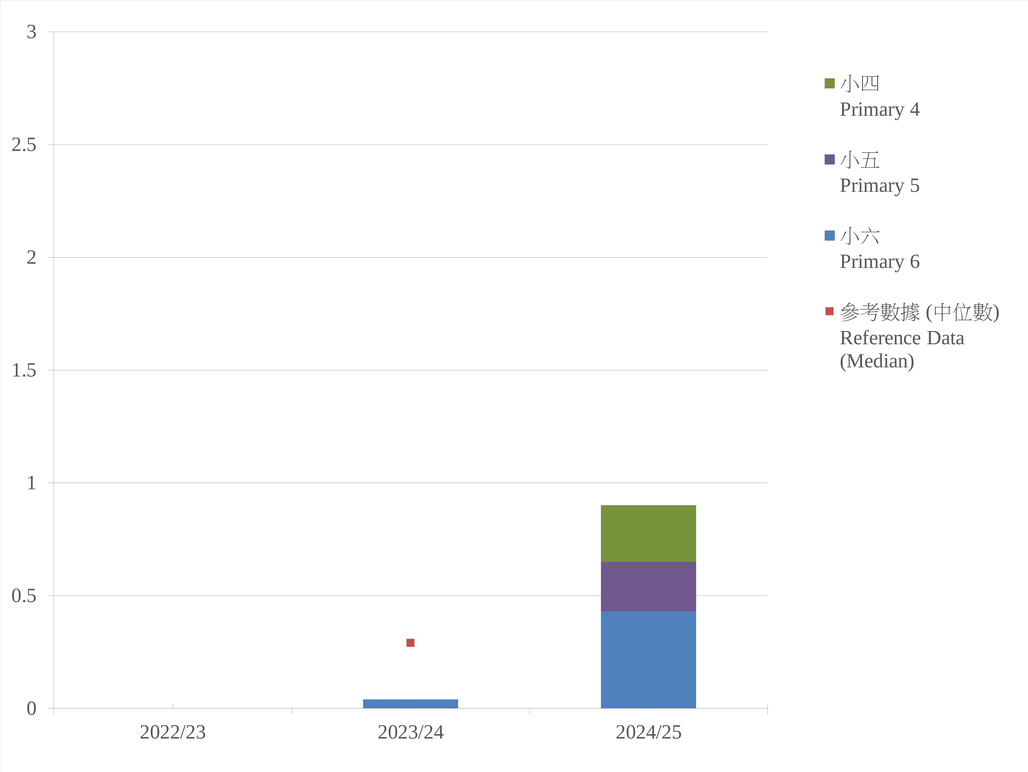

學校數據 School Data			
教育局學生內地交流計劃 The Mainland Exchange Programmes of the Education Bureau		學年 School Year	學生百分比 Percentage of students
8.3.2	小四 Primary 4	2022/23	-
		2023/24	-
		2024/25	25.0
	小五 Primary 5	2022/23	-
		2023/24	-
		2024/25	22.0
	小六 Primary 6	2022/23	-
		2023/24	4.0
		2024/25	43.0

學校數據 School Data				參考數據 Reference Data		
教育局學生內地交流計劃 The Mainland Exchange Programmes of the Education Bureau		學年 School Year	學生數目(以級別為單位) No. of students (Grade level as unit)	25百分位數 25th P'tile	中位數 Median	75百分位數 75th P'tile
	總計 Total	2022/23	-			
		2023/24	0.04	0.00	0.29	0.91
		2024/25	0.90			

註: 由於此項目於2022/23學年首年推出，該學年不會提供參考數據。
Note: Since this item was newly added in the 2022/23 school year, reference data would not be provided for that school year.

KPM 8.3.3 - 國民教育相關的學習經歷
Learning experiences relevant to national education
在本學年內，參與學校安排的內地交流／學習活動的各級學生百分比 - 其他學生內地交流／學習活動
The percentage of students by grade level participating in school-arranged Mainland exchange/ learning activities within the current school year - Other student Mainland exchange / learning activities

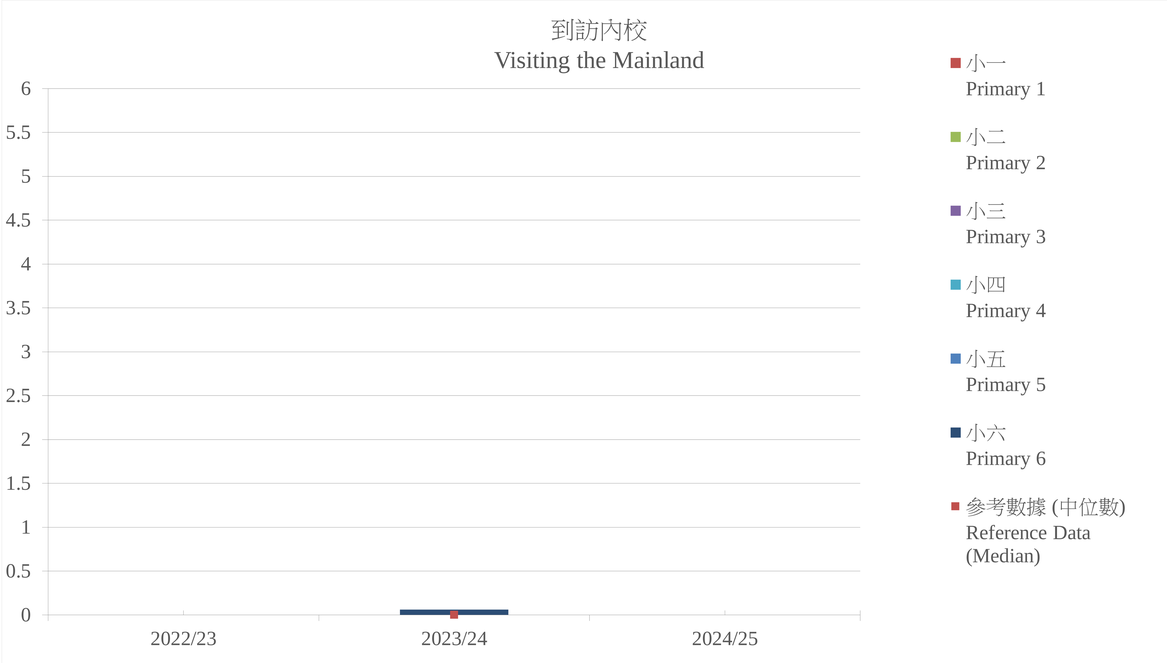

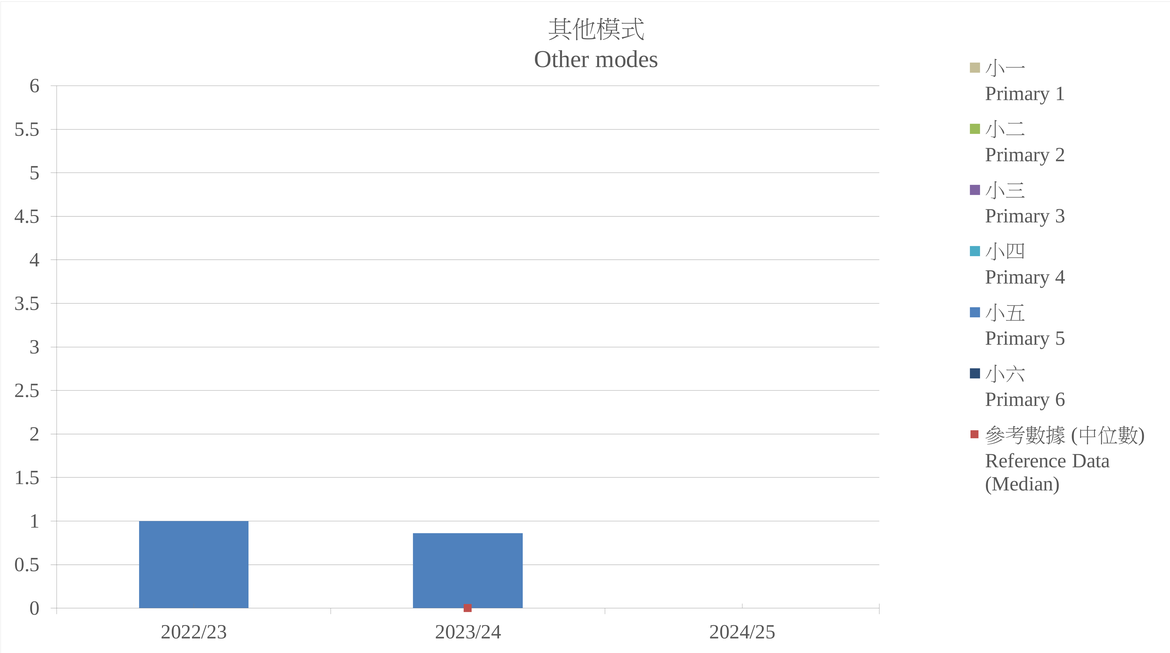

學校數據 School Data			
到訪內地 Visiting the Mainland		學年 School Year	學生百分比 Percentage of students
8.3.3	小一 Primary 1	2022/23	-
		2023/24	-
		2024/25	-
	小二 Primary 2	2022/23	-
		2023/24	-
		2024/25	-
	小三 Primary 3	2022/23	-
		2023/24	-
		2024/25	-
	小四 Primary 4	2022/23	-
		2023/24	-
		2024/25	-
	小五 Primary 5	2022/23	-
		2023/24	-
		2024/25	-
	小六 Primary 6	2022/23	-
		2023/24	6
		2024/25	-

學校數據 School Data				參考數據 Reference Data		
到訪內地 Visiting the Mainland		學年 School Year	學生數目(以級別為單位) No. of students (Grade level as unit)	25百分位數 25th P'tile	中位數 Median	75百分位數 75th P'tile
	總計 Total	2022/23	-			
		2023/24	0.06	0.00	0.00	0.43
		2024/25	0.00			

學校數據 School Data			
其他模式 Other modes		學年 School Year	學生百分比 Percentage of students
8.3.3	小一 Primary 1	2022/23	-
		2023/24	-
		2024/25	-
	小二 Primary 2	2022/23	-
		2023/24	-
		2024/25	-
	小三 Primary 3	2022/23	-
		2023/24	-
		2024/25	-
	小四 Primary 4	2022/23	-
		2023/24	-
		2024/25	-
	小五 Primary 5	2022/23	100
		2023/24	86
		2024/25	-
	小六 Primary 6	2022/23	-
		2023/24	-
		2024/25	-

學校數據 School Data				參考數據 Reference Data		
其他模式 Other modes		學年 School Year	學生數目(以級別為單位) No. of students (Grade level as unit)	25百分位數 25th P'tile	中位數 Median	75百分位數 75th P'tile
	總計 Total	2022/23	-			
		2023/24	0.86	0.00	0.00	0.00
		2024/25	-			

註： 由於此為全新項目且數據為首年蒐集，本學年不會提供參考數據。

Note: Since this is a completely new item and the data are collected for the first round, reference data would not be provided in this school year.

KPM 10 - 持份者對課程和評估的觀感
Stakeholders' perception of Curriculum and Assessment

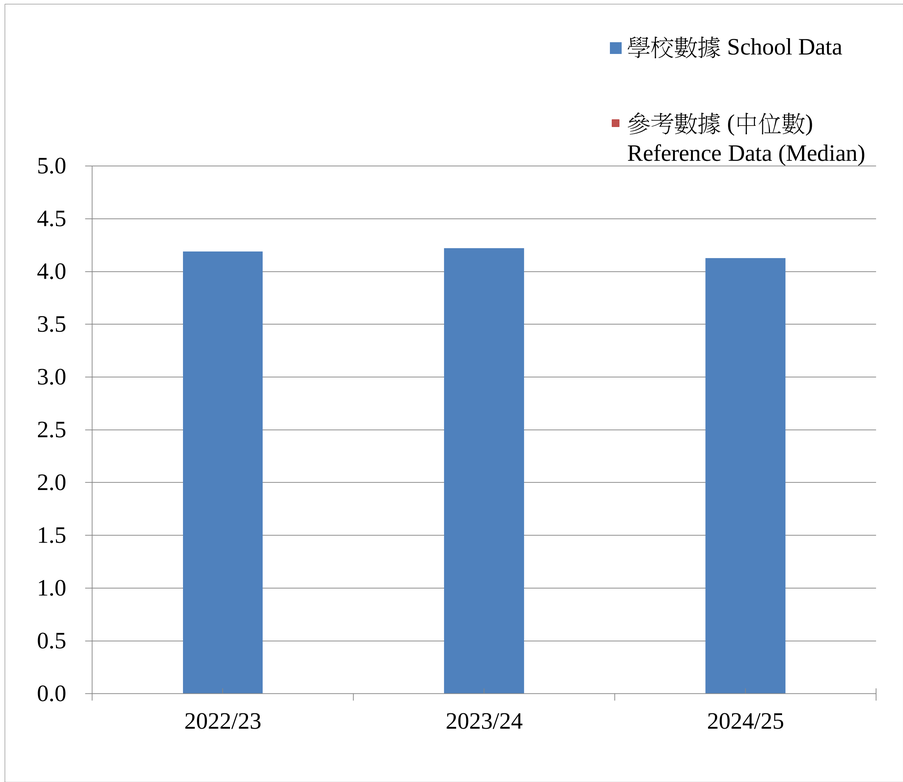

		學校數據 School Data		
		學年 School Year	平均數 Mean	標準差 S.D.
10.1	教師對課程和評估的觀感 Teachers' perception of Curriculum and Assessment	2022/23	4.2	0.7
		2023/24	4.2	0.8
		2024/25	4.1	0.9

		參考數據 Reference Data			
		學年 School Year	25百分位數 25th P'tile	中位數 Median	75百分位數 75th P'tile
10.1	教師對課程和評估的觀感 Teachers' perception of Curriculum and Assessment	2022/23	4.0	4.2	4.3
		2023/24	4.1	4.2	4.3
		2024/25	-	-	-

KPM 11 - 持份者對教學的觀感
Stakeholders' perception of Teaching

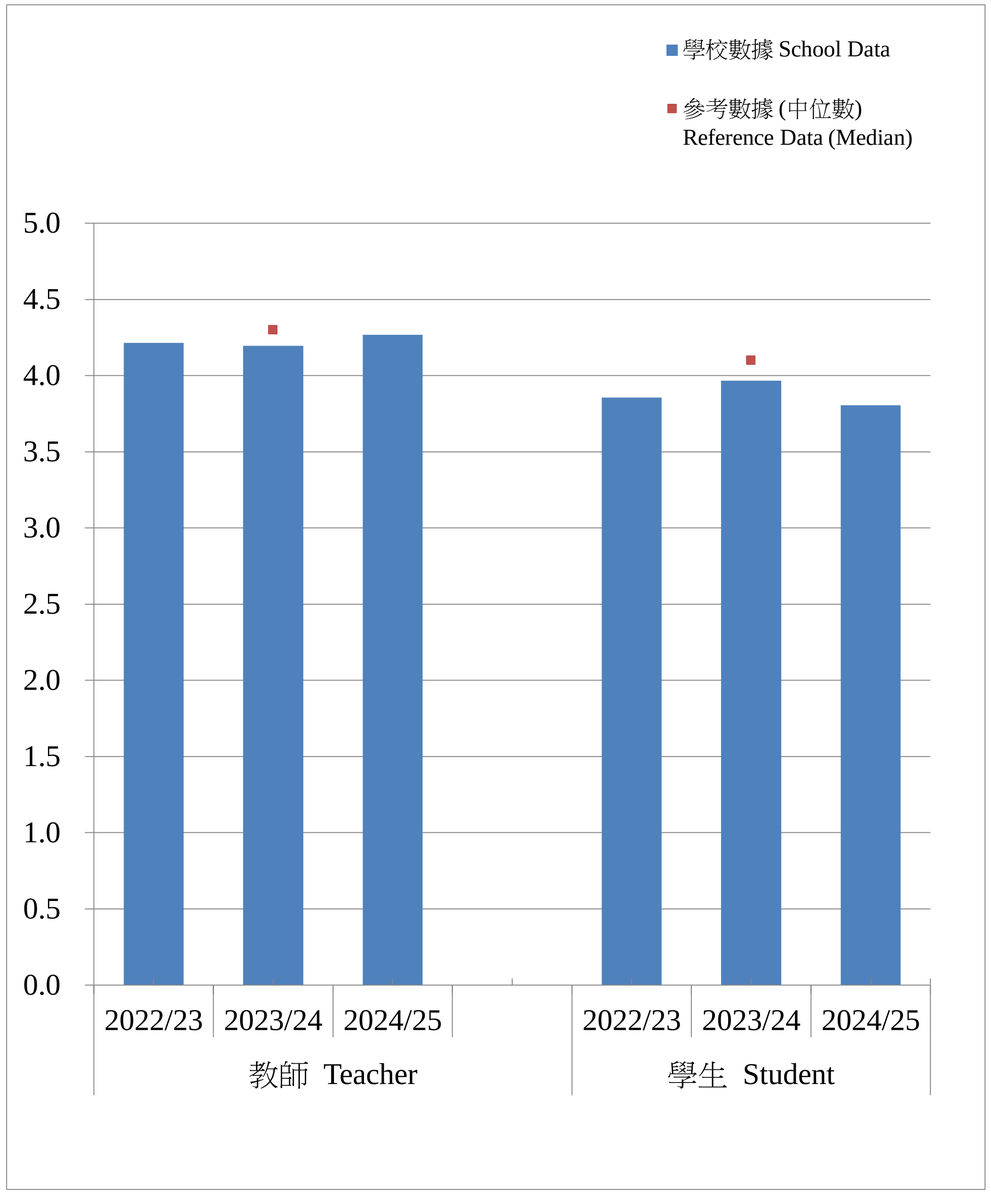

		學校數據 School Data		
		學年 School Year	平均數 Mean	標準差 S.D.
11.1	教師對教學的觀感 Teachers' perception of Teaching	2022/23 2023/24 2024/25	4.2 4.2 4.3	0.6 0.7 0.7
11.2	學生對教學的觀感 Students' perception of Teaching	2022/23 2023/24 2024/25	3.9 4.0 3.8	1.0 0.9 0.9

		參考數據 Reference Data			
		學年 School Year	25百分位數 25th P'tile	中位數 Median	75百分位數 75th P'tile
11.1	教師對教學的觀感 Teachers' perception of Teaching	2022/23 2023/24 2024/25	4.2 4.2 -	4.3 4.3 -	4.3 4.3 -
11.2	學生對教學的觀感 Students' perception of Teaching	2022/23 2023/24 2024/25	4.0 4.0 -	4.1 4.1 -	4.2 4.2 -

KPM 12 - 持份者對學生學習的觀感
Stakeholders' perception of Student Learning

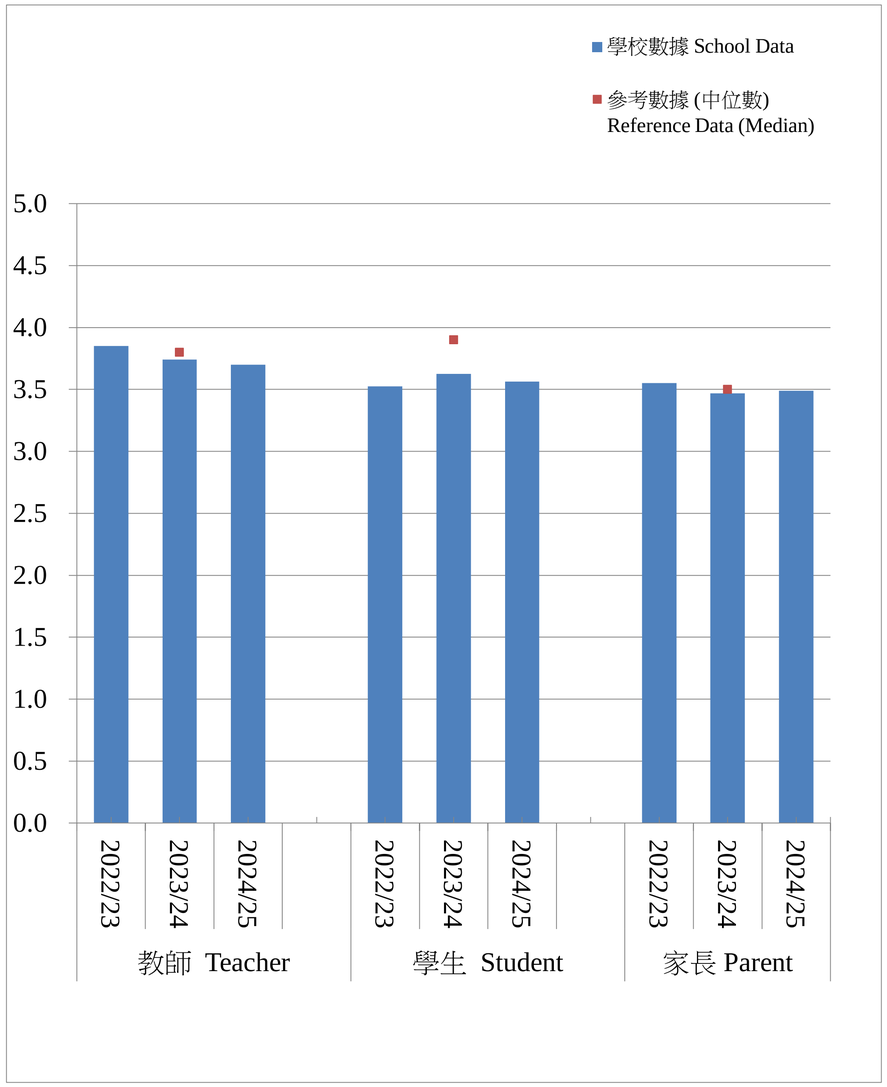

		學校數據 School Data		
		學年 School Year	平均數 Mean	標準差 S.D.
12.1	教師對學生學習的觀感 Teachers' perception of Student Learning	2022/23	3.9	0.8
		2023/24	3.7	1.0
		2024/25	3.7	0.9
12.2	學生對學生學習的觀感 Students' perception of Student Learning	2022/23	3.5	1.1
		2023/24	3.6	1.1
		2024/25	3.6	1.1
12.3	家長對學生學習的觀感 Parents' perception of Student Learning	2022/23	3.6	0.8
		2023/24	3.5	0.8
		2024/25	3.5	0.8

		參考數據 Reference Data			
		學年 School Year	25百分位數 25th P'tile	中位數 Median	75百分位數 75th P'tile
12.1	教師對學生學習的觀感 Teachers' perception of Student Learning	2022/23	3.6	3.8	4.0
		2023/24	3.6	3.8	4.0
		2024/25	-	-	-
12.2	學生對學生學習的觀感 Students' perception of Student Learning	2022/23	3.8	3.9	4.1
		2023/24	3.8	3.9	4.0
		2024/25	-	-	-
12.3	家長對學生學習的觀感 Parents' perception of Student Learning	2022/23	3.5	3.6	3.7
		2023/24	3.5	3.5	3.7
		2024/25	-	-	-

KPM 13 - 持份者對學生成長支援的觀感
Stakeholders' perception of Support for Student Development

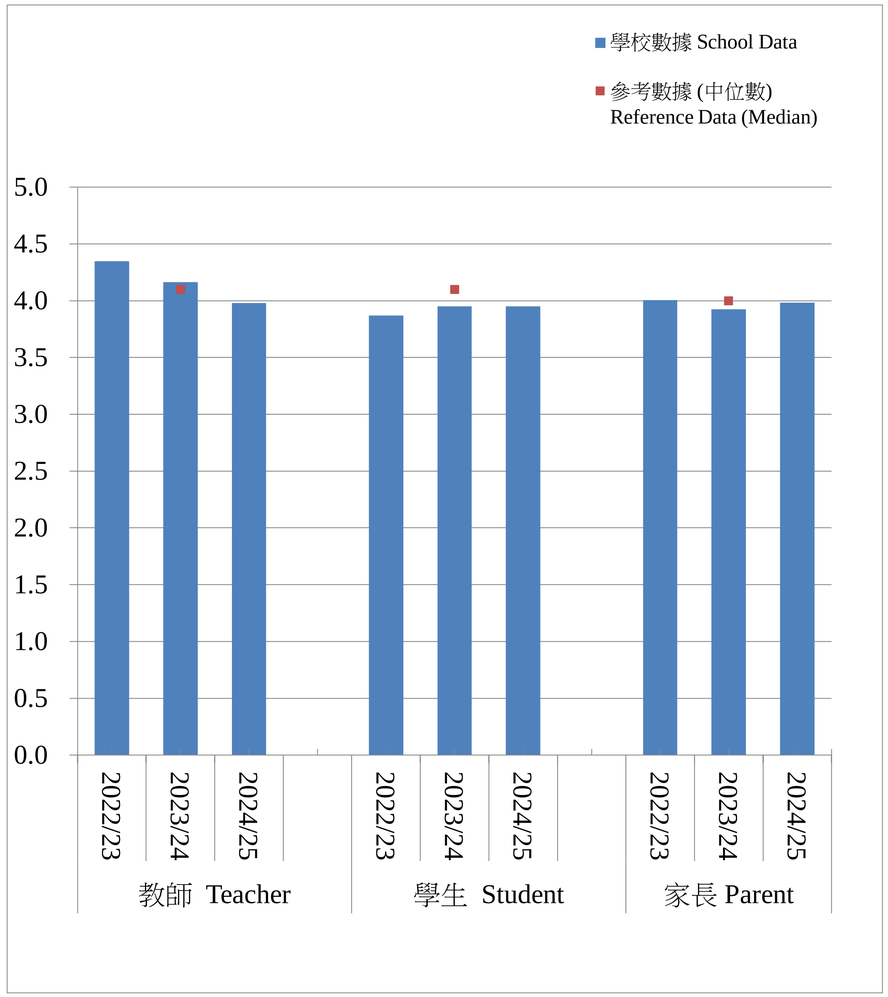

		學校數據 School Data		
		學年 School Year	平均數 Mean	標準差 S.D.
13.1	教師對學生成長支援的觀感 Teachers' perception of Support for Student Development	2022/23 2023/24 2024/25	4.3 4.2 4.0	0.6 0.8 0.9
13.2	學生對學生成長支援的觀感 Students' perception of Support for Student Development	2022/23 2023/24 2024/25	3.9 3.9 3.9	1.2 1.1 1.0
13.3	家長對學生成長支援的觀感 Parents' perception of Support for Student Development	2022/23 2023/24 2024/25	4.0 3.9 4.0	0.7 0.7 0.7

		參考數據 Reference Data			
		學年 School Year	25百分位數 25th P'tile	中位數 Median	75百分位數 75th P'tile
13.1	教師對學生成長支援的觀感 Teachers' perception of Support for Student Development	2022/23 2023/24 2024/25	4.0 4.0 -	4.1 4.1 -	4.2 4.3 -
13.2	學生對學生成長支援的觀感 Students' perception of Support for Student Development	2022/23 2023/24 2024/25	4.0 4.0 -	4.1 4.1 -	4.2 4.2 -
13.3	家長對學生成長支援的觀感 Parents' perception of Support for Student Development	2022/23 2023/24 2024/25	3.9 3.9 -	4.0 4.0 -	4.1 4.1 -

KPM 14 - 持份者對學校氣氛的觀感
Stakeholders' perception of School Climate

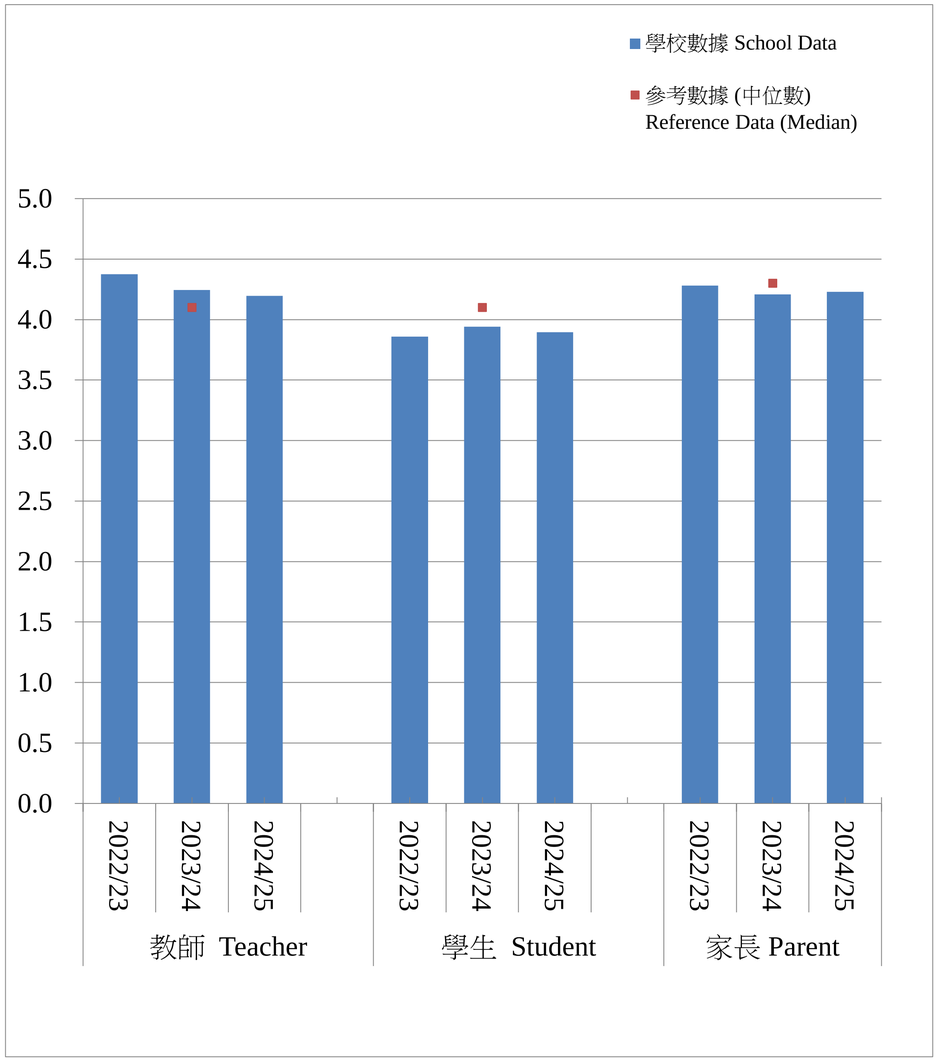

		學校數據 School Data		
		學年 School Year	平均數 Mean	標準差 S.D.
14.1	教師對學校氣氛的觀感 Teachers' perception of School Climate	2022/23	4.4	0.7
		2023/24	4.2	0.8
		2024/25	4.2	0.9
14.2	學生對學校氣氛的觀感 Students' perception of School Climate	2022/23	3.9	1.1
		2023/24	3.9	1.1
		2024/25	3.9	1.0
14.3	家長對學校氣氛的觀感 Parents' perception of School Climate	2022/23	4.3	0.6
		2023/24	4.2	0.7
		2024/25	4.2	0.6

		參考數據 Reference Data			
		學年 School Year	25百分位數 25th P'tile	中位數 Median	75百分位數 75th P'tile
14.1	教師對學校氣氛的觀感 Teachers' perception of School Climate	2022/23	4.0	4.1	4.3
		2023/24	4.0	4.1	4.3
		2024/25	-	-	-
14.2	學生對學校氣氛的觀感 Students' perception of School Climate	2022/23	4.0	4.1	4.3
		2023/24	4.0	4.1	4.2
		2024/25	-	-	-
14.3	家長對學校氣氛的觀感 Parents' perception of School Climate	2022/23	4.2	4.3	4.3
		2023/24	4.2	4.3	4.4
		2024/25	-	-	-

KPM 16 - 持份者對家校合作的觀感
Stakeholders' perception of Home-school Cooperation

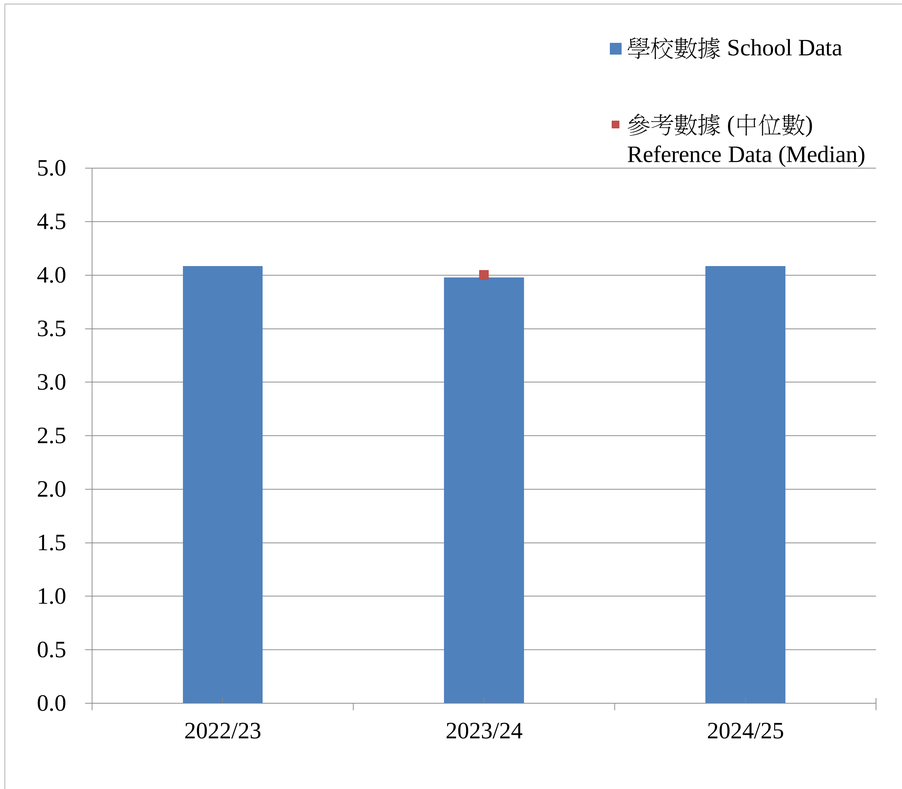

		學校數據 School Data		
		學年 School Year	平均數 Mean	標準差 S.D.
16.1	家長對家校合作的觀感 Parents' perception of Home-school Cooperation	2022/23	4.1	0.7
		2023/24	4.0	0.7
		2024/25	4.1	0.7

		參考數據 Reference Data			
		學年 School Year	25百分位數 25th P'tile	中位數 Median	75百分位數 75th P'tile
16.1	家長對家校合作的觀感 Parents' perception of Home-school Cooperation	2022/23	3.9	4.0	4.1
		2023/24	4.0	4.0	4.1
		2024/25	-	-	-

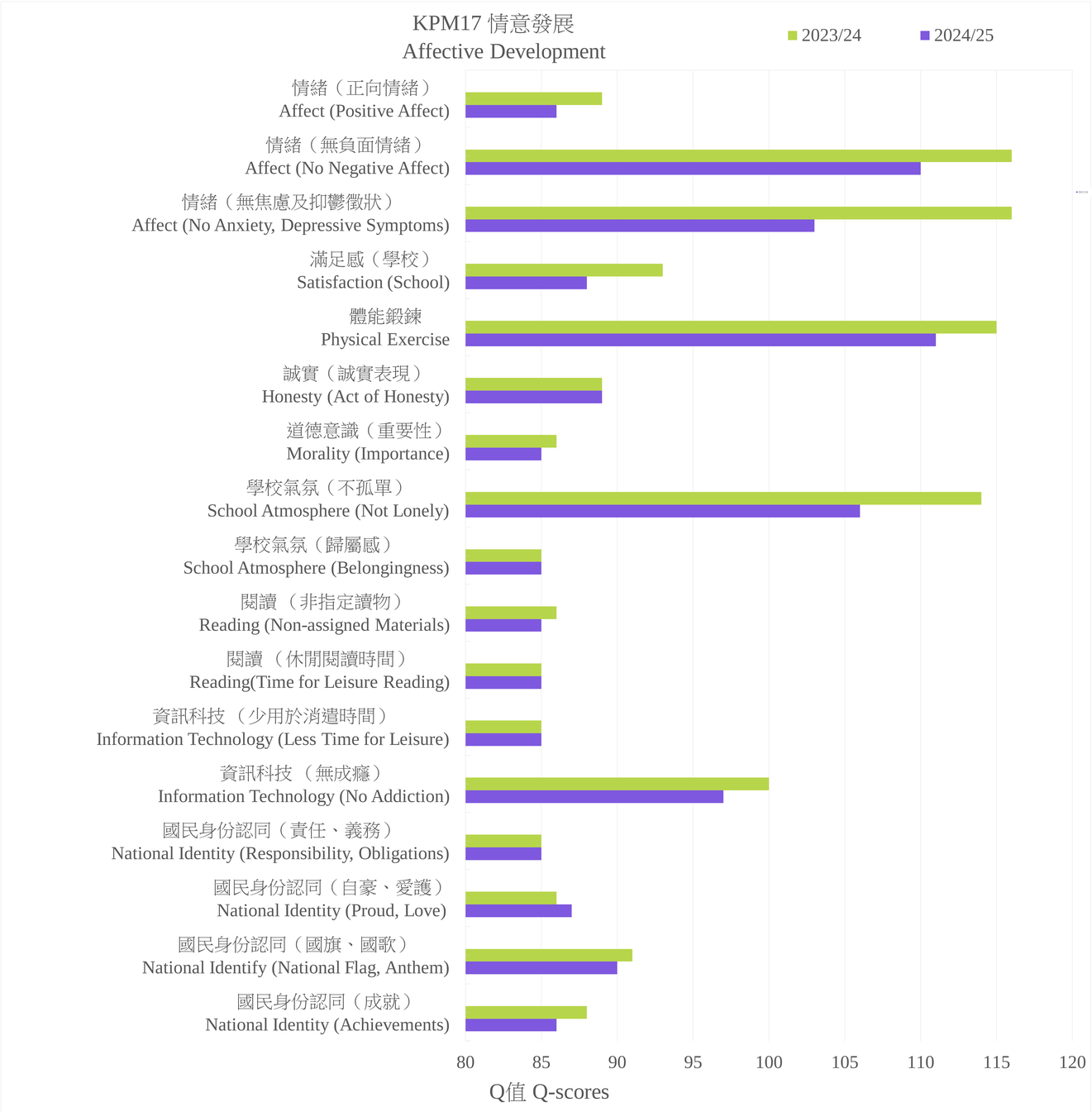

學校數據 School Data		Q值 Q-scores			P值 P-scores		
副量表 Subscales			2023/24	2024/25		2023/24	2024/25
17.1	情緒（正向情緒） Affect (Positive Affect)		89	86		23.2	17.5
17.2	情緒（無負面情緒） Affect (No Negative Affect)		116	110		85.7	74.8
17.3	情緒（無焦慮及抑鬱徵狀） Affect (No Anxiety, Depressive Symptoms)		116	103		85.7	57.9
17.4	滿足感（學校） Satisfaction (School)		93	88		32.0	21.2
17.5	體能鍛鍊 Physical Exercise		115	111		84.1	76.8
17.6	誠實（誠實表現） Honesty (Act of Honesty)		89	89		23.2	23.2
17.7	道德意識（重要性） Morality (Importance)		86	85		17.5	15.9
17.8	學校氣氛（不孤單） School Atmosphere (Not Lonely)		114	106		82.5	65.5
17.9	學校氣氛（歸屬感） School Atmosphere (Belongingness)		85	85		15.9	15.9
17.10	閱讀（非指定讀物） Reading (Non-assigned Materials)		86	85		17.5	15.9
17.11	閱讀（休閒閱讀時間） Reading(Time for Leisure Reading)		85	85		15.9	15.9
17.12	資訊科技（少用於消遣時間） Information Technology (Less Time for Leisure)		85	85		15.9	15.9
17.13	資訊科技（無成癮） Information Technology (No Addiction)		100	97		50.0	42.1
17.14	國民身份認同（責任、義務） National Identity (Responsibility, Obligations)		85	85		15.9	15.9
17.15	國民身份認同（自豪、愛護） National Identity (Proud, Love)		86	87		17.5	19.3
17.16	國民身份認同（國旗、國歌） National Identify (National Flag, Anthem)		91	90		27.4	25.2
17.17	國民身份認同（成就） National Identity (Achievements)		88	86		21.2	17.5

KPM 21 - 參與全港性校際比賽的學生百分比

Percentage of students participating in territory-wide inter-school competitions

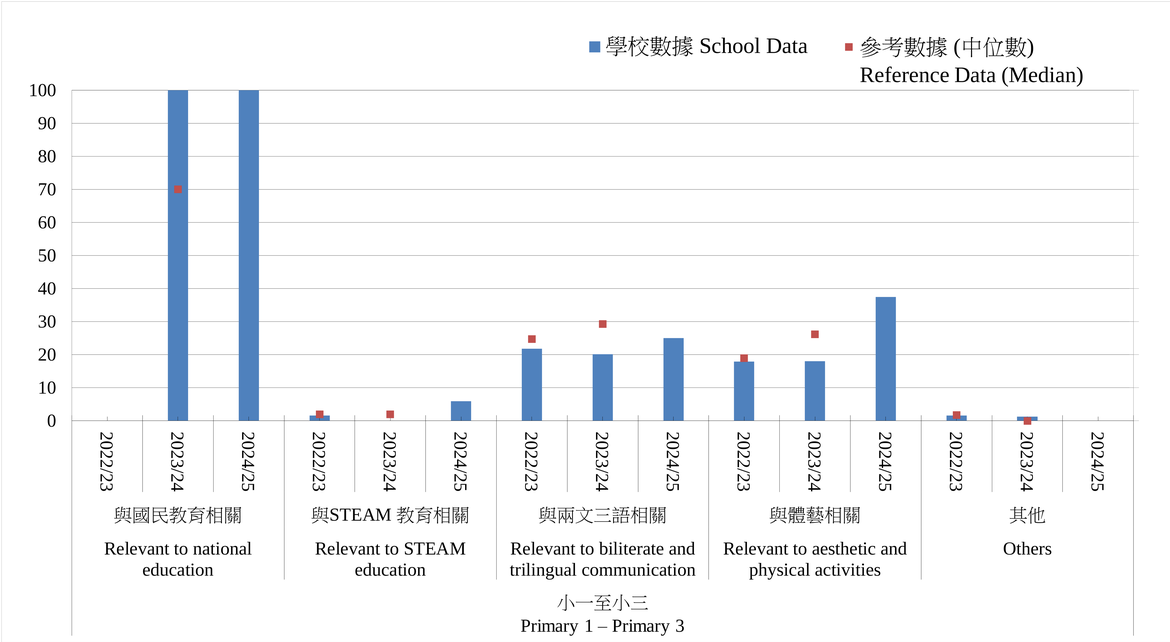

			學校數據 School Data		參考數據 Reference Data		
		小一至小三 Primary 1 – Primary 3	學年 School Year	百分比 Percentage	25百分位數 25th P'tile	中位數 Median	75百分位數 75th P'tile
21.1	(i)	與國民教育相關 Relevant to national education	2022/23	-	-	-	-
			2023/24	100.0	7.8	70.0	100.0
			2024/25	100.0	-	-	-
	(ii)	與STEAM 教育相關 Relevant to STEAM education	2022/23	1.6	0.0	2.0	9.5
			2023/24	-	0.0	2.0	100.0
			2024/25	5.9	-	-	-
	(iii)	與兩文三語相關 Relevant to biliterate and trilingual communication	2022/23	21.8	15.2	24.7	44.8
			2023/24	20.1	16.0	29.3	55.2
			2024/25	25.0	-	-	-
	(iv)	與體藝相關 Relevant to aesthetic and physical activities	2022/23	17.9	11.3	18.9	50.3
			2023/24	18.0	15.8	26.2	54.2
			2024/25	37.5	-	-	-
	(v)	其他 Others	2022/23	1.6	0.0	1.7	9.6
			2023/24	1.2	0.0	0.0	7.0
			2024/25	-	-	-	-

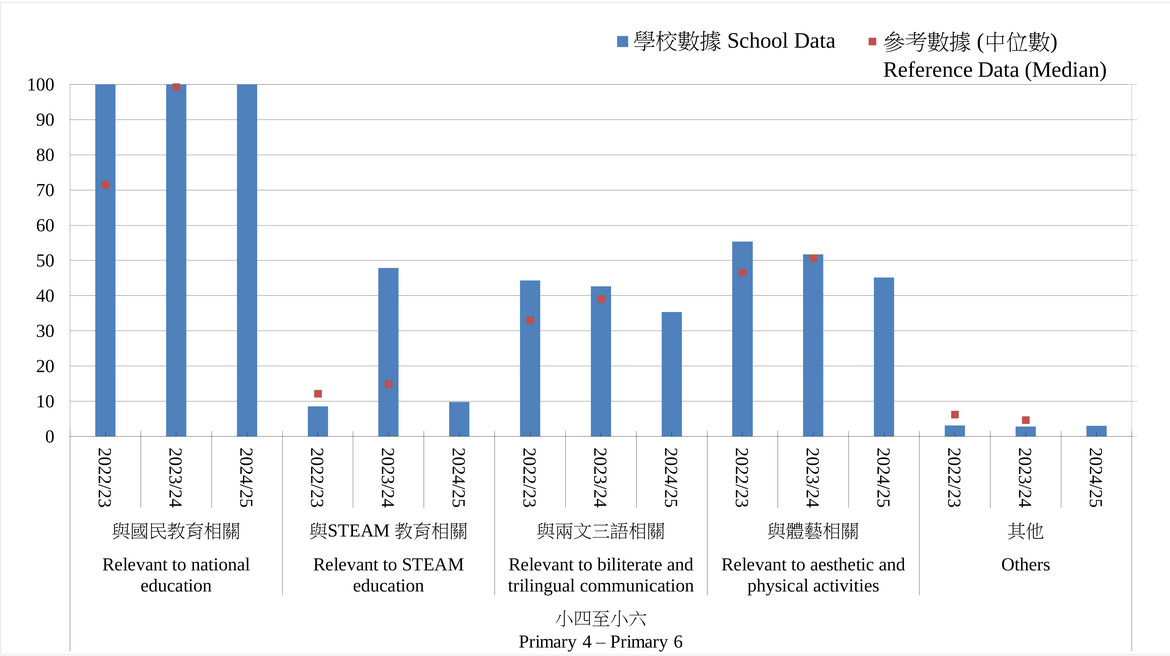

			學校數據 School Data		參考數據 Reference Data		
		小四至小六 Primary 4 – Primary 6	學年 School Year	百分比 Percentage	25百分位數 25th P'tile	中位數 Median	75百分位數 75th P'tile
21.2	(i)	與國民教育相關 Relevant to national education	2022/23	100.0	12.9	71.5	100.0
			2023/24	100.0	28.8	99.2	100.0
			2024/25	100.0	-	-	-
	(ii)	與STEAM 教育相關 Relevant to STEAM education	2022/23	8.5	5.6	12.1	25.9
			2023/24	47.8	6.8	14.8	30.0
			2024/25	9.8	-	-	-
	(iii)	與兩文三語相關 Relevant to biliterate and trilingual communication	2022/23	44.3	19.1	33.0	73.5
			2023/24	42.6	23.0	39.0	94.0
			2024/25	35.3	-	-	-
	(iv)	與體藝相關 Relevant to aesthetic and physical activities	2022/23	55.4	27.6	46.5	74.1
			2023/24	51.7	37.0	50.6	72.2
			2024/25	45.1	-	-	-
	(v)	其他 Others	2022/23	3.1	0.0	6.2	18.7
			2023/24	2.8	0.0	4.6	17.8
			2024/25	3.0	-	-	-

KPM 22 - 參與制服團體或社會服務活動的學生百分比
Percentage of students participating in uniformed groups/community services

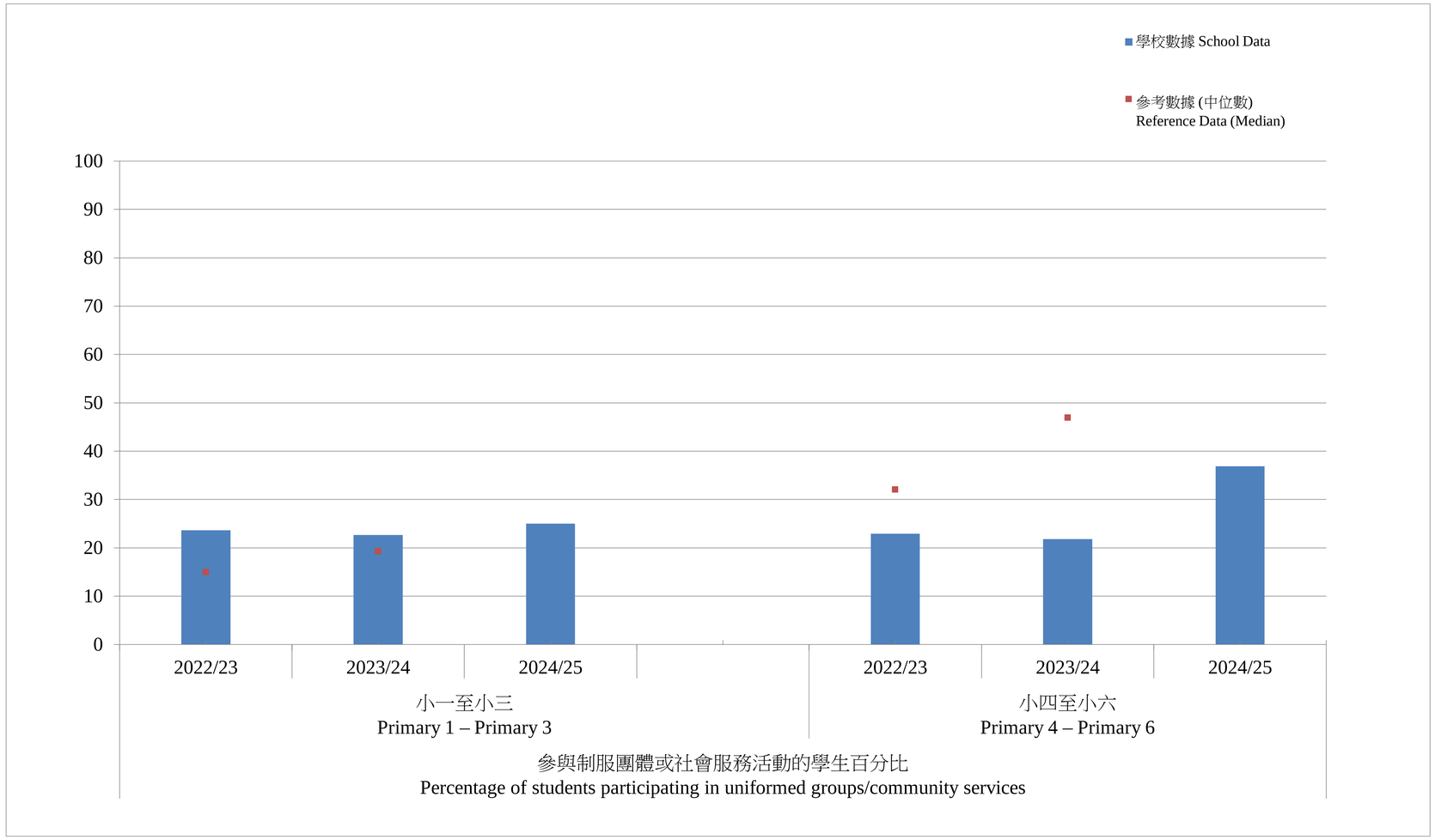

學校數據 School Data					參考數據 Reference Data		
			學年 School Year	百分比 Percentage	25百分位數 25th P'tile	中位數 Median	75百分位數 75th P'tile
22.1	參與制服團體或社會服務活動的學生百分比 Percentage of students participating in uniformed groups/community services	小一至小三 Primary 1 – Primary 3	2022/23	23.6	6.0	15.0	33.1
			2023/24	22.7	7.0	19.3	38.3
			2024/25	25.0	-	-	-
22.2		小四至小六 Primary 4 – Primary 6	2022/23	22.9	18.0	32.1	59.1
			2023/24	21.8	25.7	47.0	73.6
			2024/25	36.8	-	-	-

KPM 23 - 學生出席率
Students' attendance rate

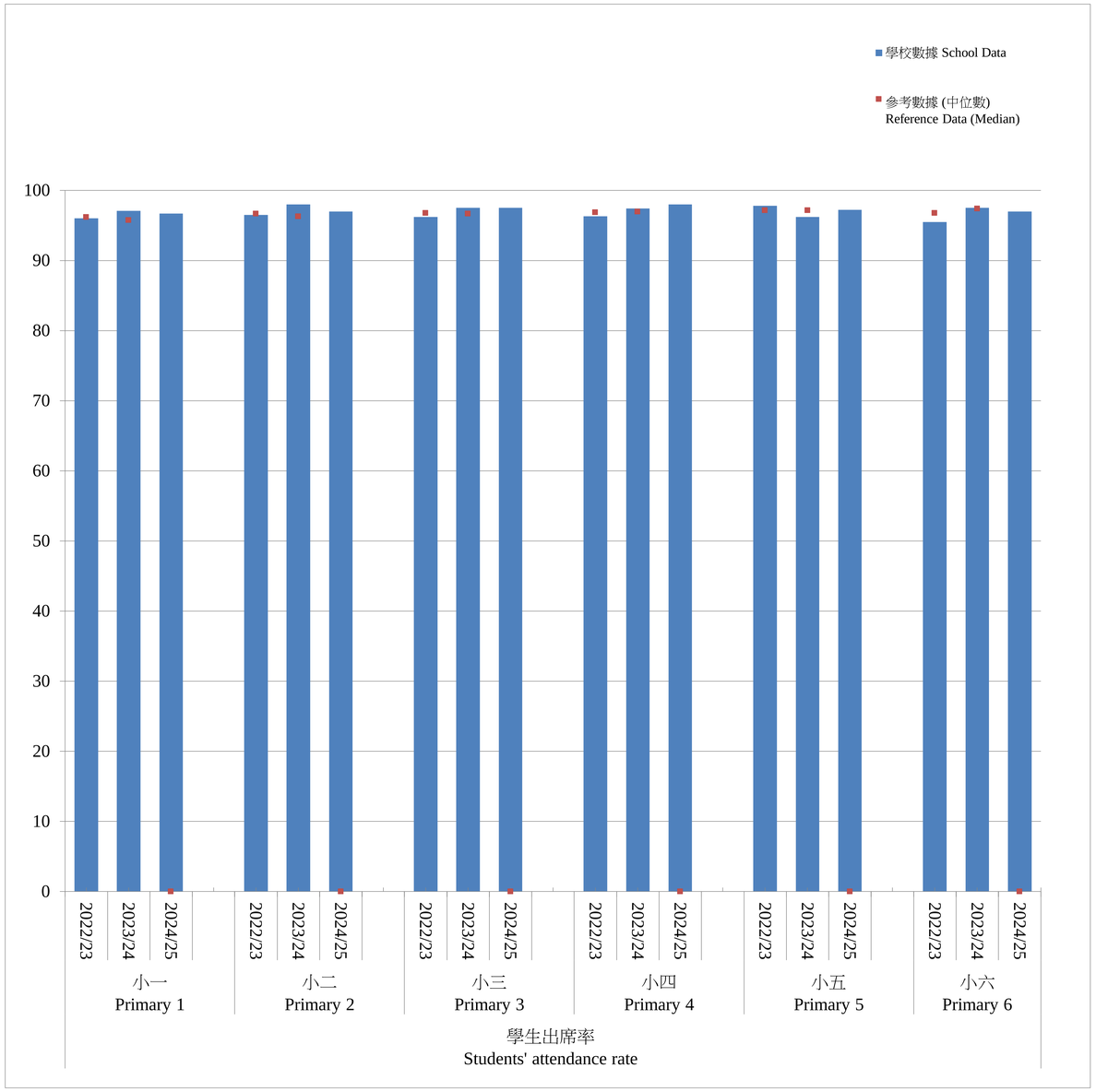

		學校數據 School Data			參考數據 Reference Data		
			學年 School Year	百分比 Percentage	25百分位數 25th P'tile	中位數 Median	75百分位數 75th P'tile
23.1	學生出席率 Students' attendance rate	小一 Primary 1	2022/23	96.0	95.1	96.2	97.1
			2023/24	97.1	94.8	95.8	96.5
			2024/25	96.7	-	-	-
23.2		小二 Primary 2	2022/23	96.5	95.9	96.7	97.5
			2023/24	98.0	95.0	96.3	97.0
			2024/25	97.0	-	-	-
23.3		小三 Primary 3	2022/23	96.2	95.7	96.8	97.6
			2023/24	97.5	95.9	96.7	97.4
			2024/25	97.5	-	-	-
23.4		小四 Primary 4	2022/23	96.3	95.5	96.9	97.8
			2023/24	97.4	96.1	97.0	97.6
			2024/25	98.0	-	-	-
23.5		小五 Primary 5	2022/23	97.8	95.5	97.2	97.9
			2023/24	96.2	96.3	97.2	97.8
			2024/25	97.2	-	-	-
23.6		小六 Primary 6	2022/23	95.5	96.0	96.8	97.7
			2023/24	97.5	96.6	97.4	98.0
			2024/25	97.0	-	-	-

KPM 24 - 處於可接受體重範圍的學生百分比
Percentage of students within the acceptable weight range

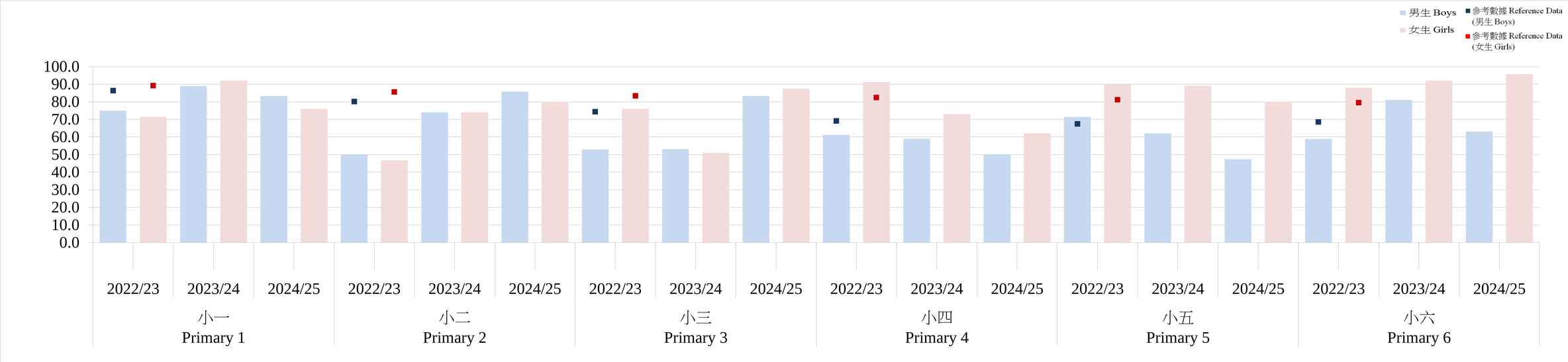

學校數據 School Data						衛生署學生健康服務的數據 Data from the Student Health Service of the Department of Health	
			學年 School Year	百分比 Percentage		百分比 Percentage	
				男生 Boys (KPM24.1-24.6)	女生 Girls (KPM24.7-24.12)	男生 Boys (KPM24.1-24.6)	女生 Girls (KPM24.7-24.12)
處於可接受體重範圍的學生百分比 Percentage of students within the acceptable weight range	24.1 / 24.7	小一 Primary 1	2022/23	75.0	71.4	86.4	89.1
			2023/24	89.0	92.0	-	-
			2024/25	83.3	76.0	-	-
	24.2 / 24.8	小二 Primary 2	2022/23	50.0	46.7	80.1	85.6
			2023/24	74.0	74.0	-	-
			2024/25	85.7	80.0	-	-
	24.3 / 24.9	小三 Primary 3	2022/23	52.9	76.0	74.4	83.3
			2023/24	53.0	51.0	-	-
			2024/25	83.3	87.5	-	-
	24.4 / 24.10	小四 Primary 4	2022/23	61.1	91.3	69.1	82.4
			2023/24	59.0	73.0	-	-
			2024/25	50.0	62.1	-	-
	24.5 / 24.11	小五 Primary 5	2022/23	71.4	90.0	67.4	81.1
			2023/24	62.0	89.0	-	-
			2024/25	47.4	80.0	-	-
	24.6 / 24.12	小六 Primary 6	2022/23	58.8	88.0	68.5	79.5
			2023/24	81.0	92.0	-	-
			2024/25	63.2	95.7	-	-

註：
(i) 資料來自衛生署學生健康服務。
(ii) 根據衛生署，5至不足18歲的學生的適中體重範圍為體重指數位於對照性別及年齡體重指數第2至91百分位數之間。18歲或以上學生的適中體重範圍為體重指數位於18.5-23之間。有關對照性別及年齡體重指數的資料，可參閱以下網頁 (https://www.cuhk.edu.hk/proj/hkgrowth/data_tables.html)
(iii) 由於衛生署已由2024年9月起採用新生長圖表及更新可接受體重範圍的計算方式，學校不宜把2024/25學年起的學校數據與以往年份的數據作直接比較。

Notes:
(i) Source: Student Health Service, Department of Health
(ii) According to Department of Health, for students aged 5 to under 18 years old, the optimal weight range is defined as BMI between the 2nd and 91st percentiles of BMI for age and sex. For students aged 18 years or above, the optimal weight range is defined as BMI between 18.5 to 23. For further information on BMI for age and sex, please refer to the relevant webpage for details (https://www.cuhk.edu.hk/proj/hkgrowth/data_tables.html)
(iii) The Department of Health has adopted a new growth chart and updated calculation methods for acceptable weight ranges since September 2024. Schools are advised not to make direct comparisons between school data in or after 2024/25 school year and the data from previous years.

Back to Index

KPM 25 - 體適能表現
Physical fitness performance

達至「學校體適能獎勵計劃」金銀銅章級證書要求的各級男、女學生百分比
The percentage of male and female students by grade level achieving
the requirements of gold, silver and bronze level certificates of the "School Physical Fitness Award Scheme"

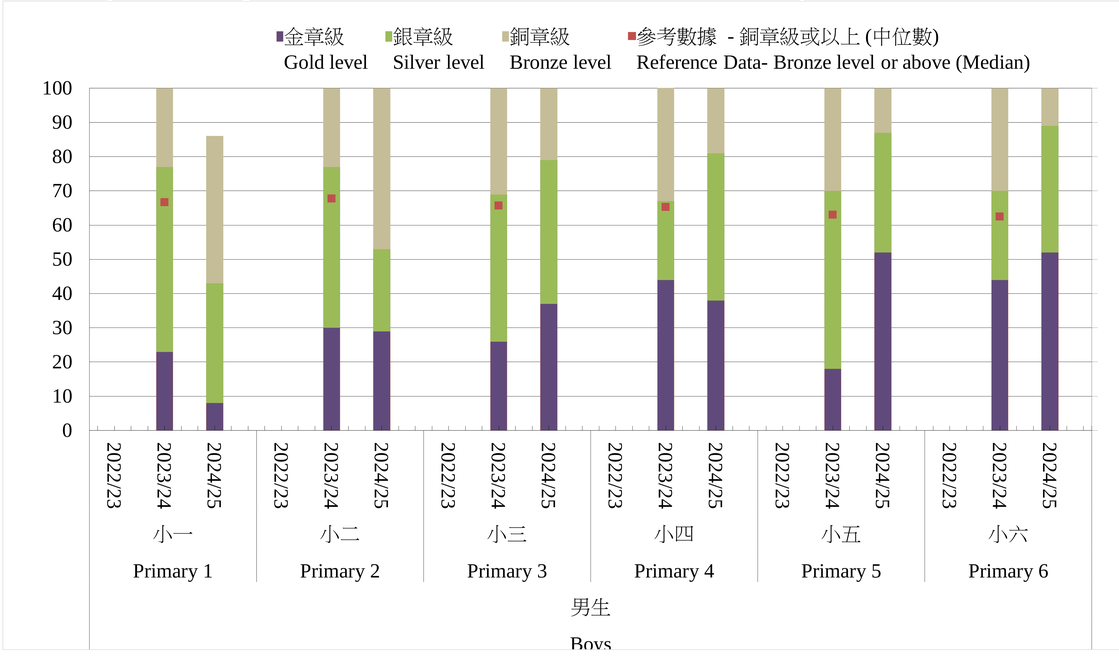

學校數據 School Data						參考數據 Reference Data		
男生 Boys		學年 School Year	百分比 Percentage			百分比 Percentage (中位數 Median)		
			金章級 Gold level	銀章級或以上 Silver level or above	銅章級或以上 Bronze level or above	金章級 Gold level	銀章級或以上 Silver level or above	銅章級或以上 Bronze level or above
25.1	小一 Primary 1	2022/23	-	-	-			
		2023/24	23.0	77.0	100.0	9.0	33.3	66.7
		2024/25	8.0	43.0	86.0	-	-	-
25.2	小二 Primary 2	2022/23	-	-	-			
		2023/24	30.0	77.0	100.0	10.2	36.2	67.7
		2024/25	29.0	53.0	100.0	-	-	-
25.3	小三 Primary 3	2022/23	-	-	-			
		2023/24	26.0	69.0	100.0	10.8	35.7	65.7
		2024/25	37.0	79.0	100.0	-	-	-
25.4	小四 Primary 4	2022/23	-	-	-			
		2023/24	44.0	67.0	104.0	11.3	35.3	65.3
		2024/25	38.0	81.0	100.0	-	-	-
25.5	小五 Primary 5	2022/23	-	-	-			
		2023/24	18.0	70.0	100.0	10.9	34.0	63.0
		2024/25	52.0	87.0	100.0	-	-	-
25.6	小六 Primary 6	2022/23	-	-	-			
		2023/24	44.0	70.0	100.0	12.1	36.0	62.5
		2024/25	52.0	89.0	100.0	-	-	-

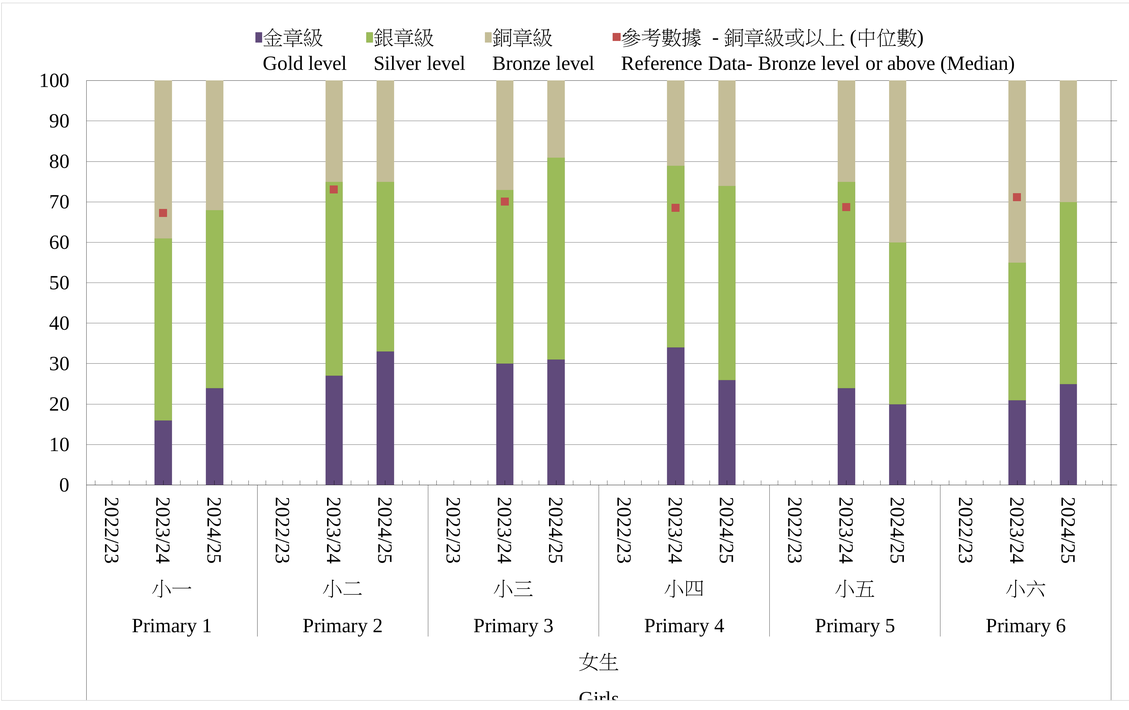

學校數據 School Data						參考數據 Reference Data		
女生 Girls		學年 School Year	百分比 Percentage			百分比 Percentage (中位數 Median)		
			金章級 Gold level	銀章級或以上 Silver level or above	銅章級或以上 Bronze level or above	金章級 Gold level	銀章級或以上 Silver level or above	銅章級或以上 Bronze level or above
25.7	小一 Primary 1	2022/23	-	-	-			
		2023/24	16.0	61.0	100.0	10.0	34.0	67.2
		2024/25	24.0	68.0	100.0	-	-	-
25.8	小二 Primary 2	2022/23	-	-	-			
		2023/24	27.0	75.0	100.0	12.0	41.3	73.0
		2024/25	33.0	75.0	100.0	-	-	-
25.9	小三 Primary 3	2022/23	-	-	-			
		2023/24	30.0	73.0	100.0	14.3	40.7	70.0
		2024/25	31.0	81.0	100.0	-	-	-
25.10	小四 Primary 4	2022/23	-	-	-			
		2023/24	34.0	79.0	100.0	13.2	39.4	68.5
		2024/25	26.0	74.0	100.0	-	-	-
25.11	小五 Primary 5	2022/23	-	-	-			
		2023/24	24.0	75.0	100.0	14.4	39.6	68.7
		2024/25	20.0	60.0	100.0	-	-	-
25.12	小六 Primary 6	2022/23	-	-	-			
		2023/24	21.0	55.0	100.0	16.7	42.6	71.1
		2024/25	25.0	70.0	100.0	-	-	-

註: 由於此項目於2022/23學年首年推出，該學年不會提供參考數據。

Note: Since this item was newly added in the 2022/23 school year, reference data would not be provided for that school year.